2017-2018 GHSA Class A Private Girls State Basketball Tournament



FIRST, SECOND & THIRD ROUND INFORMATION: Higher-seeded team will host. If both teams are the same seed, a â€œuniversalâ€• GHSA coin flip will determine the host school.
Minimum seating capacity: 7A, 6A & 5A - 1,200; 4A - 1,000; 3A & 2A - 700; A - 500 (with bleachers on both sides & 50% of seating offered to visiting teamâ€™s spectators).
FINALS: The (H) printed in the bracket indicates the designated host school if playing at neutral site.

2017-2018 GHSA Class A Public Girls State Basketball Tournament



FIRST, SECOND & THIRD ROUND INFORMATION: Higher-seeded team will host. If both teams are the same seed, a â€œuniversalâ€• GHSA coin flip will determine the host school.
Minimum seating capacity: 7A, 6A & 5A - 1,200; 4A - 1,000; 3A & 2A - 700; A - 500 (with bleachers on both sides & 50% of seating offered to visiting teamâ€™s spectators).
FINALS: The (H) printed in the bracket indicates the designated host school if playing at neutral site.

2017-2018 GHSA Class AA Girls State Basketball Tournament

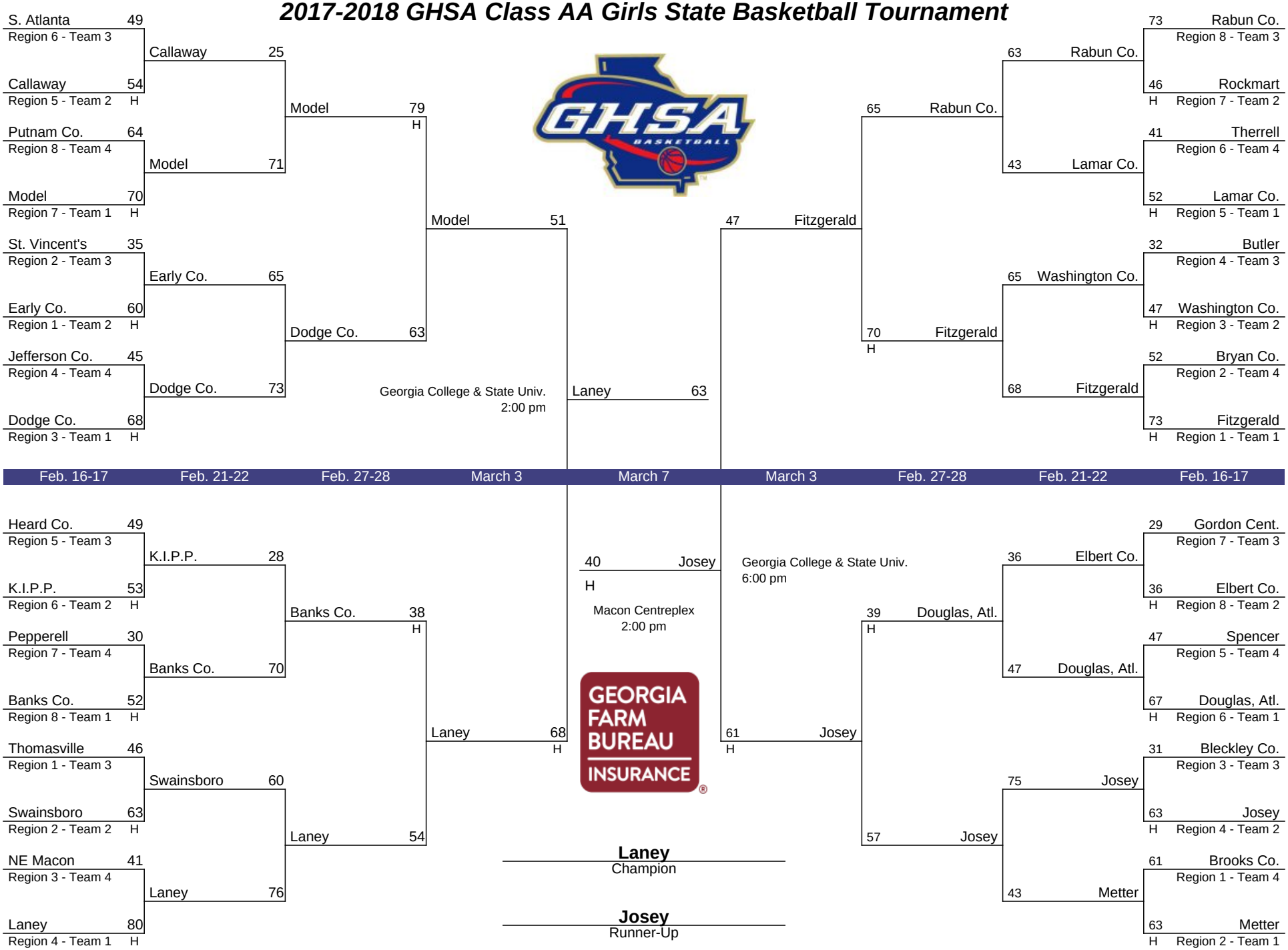

FIRST, SECOND & THIRD ROUND INFORMATION: Higher-seeded team will host. If both teams are the same seed, a â€œuniversalâ€• GHSA coin flip will determine the host school.
Minimum seating capacity: 7A, 6A & 5A - 1,200; 4A - 1,000; 3A & 2A - 700; A - 500 (with bleachers on both sides & 50% of seating offered to visiting teamâ€™s spectators).
FINALS: The (H) printed in the bracket indicates the designated host school if playing at neutral site.

2017-2018 GHSA Class AAA Girls State Basketball Tournament

Feb. 16-17	Feb. 21-22	Feb. 27-28	March 3	March 8	March 3	Feb. 27-28	Feb. 21-22	Feb. 16-17
Coahulla Creek 53 Region 6 - Team 3	Coahulla Creek 28							52 Hart Co. Region 8 - Team 3
Pace Acad. 44 Region 5 - Team 2 H		GACS 55 H					39 East Hall	63 East Hall H Region 7 - Team 2
Monroe Area 39 Region 8 - Team 4	GACS 68					46 Lovett H		35 LFO Region 6 - Team 4
GACS 70 Region 7 - Team 1 H							58 Lovett	61 Lovett H Region 5 - Team 1
Long Co. 52 Region 2 - Team 3	Cook 27		GACS 49		43 Johnson-Sav.			33 Rutland Region 4 - Team 3
Cook 58 Region 1 - Team 2 H		Beach 45					64 Johnson-Sav.	60 Johnson-Sav. H Region 3 - Team 2
Pike Co. 13 Region 4 - Team 4	Beach 56		Armstrong Atlantic 2:00 pm	GACS 50		52 Johnson-Sav.		28 Liberty Co. Region 2 - Team 4
Beach 64 Region 3 - Team 1 H							57 Monroe	67 Monroe H Region 1 - Team 1
Cedar Grove 40 Region 5 - Team 3	Cedar Grove 26			62 Johnson-Sav. H	Armstrong Atlantic 6:00 pm			52 North Hall Region 7 - Team 3
Sonoraville 39 Region 6 - Team 2 H		Franklin Co. 53 H		Macon Centreplex 2:00 pm			42 Morgan Co.	64 Morgan Co. H Region 8 - Team 2
Dawson Co. 35 Region 7 - Team 4	Franklin Co. 53					46 Haralson Co. H		34 Stone Mtn. Region 5 - Team 4
Franklin Co. 56 Region 8 - Team 1 H							53 Haralson Co.	61 Haralson Co. H Region 6 - Team 1
Dougherty 48 Region 1 - Team 3	Pierce Co. 42		Franklin Co. 43 H		33 Tattnall Co. H			32 Jenkins Region 3 - Team 3
Pierce Co. 69 Region 2 - Team 2 H		Peach Co. 44					45 Central-Macon	59 Central-Macon H Region 4 - Team 2
Islands 35 Region 3 - Team 4	Peach Co. 53					59 Tattnall Co.		26 Worth Co. Region 1 - Team 4
Peach Co. 61 Region 4 - Team 1 H							54 Tattnall Co.	61 Tattnall Co. H Region 2 - Team 1

Johnson-Sav.
Champion

GACS
Runner-Up

FIRST, SECOND & THIRD ROUND INFORMATION: Higher-seeded team will host. If both teams are the same seed, a â€œuniversalâ€• GHSA coin flip will determine the host school.
Minimum seating capacity: 7A, 6A & 5A - 1,200; 4A - 1,000; 3A & 2A - 700; A - 500 (with bleachers on both sides & 50% of seating offered to visiting teamâ€™s spectators).
FINALS: The (H) printed in the bracket indicates the designated host school if playing at neutral site.

2017-2018 GHSA Class AAAA Girls State Basketball Tournament

Feb. 16-17	Feb. 21-22	March 2	March 10	March 2	Feb. 21-22	Feb. 16-17
Heritage, Cat. 50 (Region 6 - Team 3)	LaGrange 48	Marist 37 (H)	Americus-Sum. 38	51 Carver-Col.	47 N. Oconee	53 N. Oconee (Region 8 - Team 3)
LaGrange 59 (Region 5 - Team 2)	Marist 59	Americus-Sum. 42	Ft. Valley St. 2:00 pm	26 N. Oconee	45 Sandy Creek	51 White Co. (H) (Region 7 - Team 2)
St. Pius 22 (Region 8 - Team 4)	Marist 36 (H) (Region 7 - Team 1)	Burke Co. 25	Henry Co. 46	68 Carver-Col. (H)	65 Baldwin	33 Gilmer Co. (Region 6 - Team 4)
Marist 36 (H) (Region 7 - Team 1)	Perry 32 (Region 2 - Team 3)	Americus-Sum. 54 (H) (Region 1 - Team 2)	N. Clayton 44 (Region 4 - Team 4)	Carver-Col. 57 (H) (Region 1 - Team 1)	84 Carver-Col.	45 Sandy Creek (Region 5 - Team 1)
Perry 32 (Region 2 - Team 3)	Americus-Sum. 39	Burke Co. 57 (H) (Region 3 - Team 1)	Burke Co. 57 (H) (Region 3 - Team 1)	W. Laurens 42 (Region 2 - Team 4)	68 Baldwin (H)	59 Woodward (Region 4 - Team 3)
Americus-Sum. 54 (H) (Region 1 - Team 2)	N. Clayton 44 (Region 4 - Team 4)	N. Clayton 44 (Region 4 - Team 4)	W. Laurens 42 (Region 2 - Team 4)	Baldwin 68 (H) (Region 3 - Team 2)	59 Woodward (Region 4 - Team 3)	Baldwin 68 (H) (Region 3 - Team 2)
Troup 41 (Region 5 - Team 3)	Pickens 40	Jefferson 50 (H)	58 Spalding (H)	Ft. Valley St. 6:00 pm	59 Madison Co.	32 West Hall (Region 7 - Team 3)
Pickens 65 (Region 6 - Team 2)	Jefferson 62	Henry Co. 51 (H)	Georgia Tech 2:00 pm	53 Madison Co.	46 NW Whitfield	50 Madison Co. (H) (Region 8 - Team 2)
Chestatee 38 (Region 7 - Team 4)	Jefferson 43 (H) (Region 8 - Team 1)	Westover 62 (Region 1 - Team 3)	Spalding 58 (H)	58 Spalding (H)	42 NW Whitfield (Region 6 - Team 1)	25 Central-Carroll (Region 5 - Team 4)
Jefferson 43 (H) (Region 8 - Team 1)	Westover 62 (Region 1 - Team 3)	Upson-Lee 67 (H) (Region 2 - Team 2)	Henry Co. 51 (H)	Spalding 55 (H)	56 Luella	42 NW Whitfield (Region 6 - Team 1)
Westover 62 (Region 1 - Team 3)	Upson-Lee 61	Henry Co. 59	Spalding (Champion)	56 Luella	63 Spalding	48 Cross Creek (Region 3 - Team 3)
Upson-Lee 67 (H) (Region 2 - Team 2)	Thomson 31 (Region 3 - Team 4)	Henry Co. 69 (H) (Region 4 - Team 1)	Henry Co. (Runner-Up)	63 Spalding	74 Luella (H)	74 Luella (H) (Region 4 - Team 2)
Thomson 31 (Region 3 - Team 4)	Henry Co. 82					40 Shaw (Region 1 - Team 4)
Henry Co. 69 (H) (Region 4 - Team 1)						79 Spalding (H) (Region 2 - Team 1)

FIRST, SECOND & THIRD ROUND INFORMATION: Higher-seeded team will host. If both teams are the same seed, a â€œuniversalâ€• GHSA coin flip will determine the host school.
Minimum seating capacity: 7A, 6A & 5A - 1,200; 4A - 1,000; 3A & 2A - 700; A - 500 (with bleachers on both sides & 50% of seating offered to visiting teamâ€™s spectators).
FINALS: The (H) printed in the bracket indicates the designated host school if playing at neutral site.

2017-2018 GHSA Class AAAAA Girls State Basketball Tournament

Feb. 16-17	Feb. 21-22	Feb. 27-28	March 3	March 8	March 3	Feb. 27-28	Feb. 21-22	Feb. 16-17
Decatur 34 (Region 6 - Team 3)	Arabia Mtn. 66							47 Cedar Shoals (Region 8 - Team 3)
Arabia Mtn. 67 H (Region 5 - Team 2)		Villa Rica 61 H					54 Carrollton	50 Carrollton H (Region 7 - Team 2)
Clarke Cent. 47 (Region 8 - Team 4)	Villa Rica 67					43 Carrollton		23 Riverwood (Region 6 - Team 4)
Villa Rica 91 H (Region 7 - Team 1)			Villa Rica 46		55 Harris Co.		43 SW DeKalb	60 SW DeKalb H (Region 5 - Team 1)
Statesboro 50 (Region 2 - Team 3)	Bainbridge 39							54 Woodland, HC (Region 4 - Team 3)
Bainbridge 60 H (Region 1 - Team 2)		Fayette Co. 44				45 Harris Co. H	40 Woodland, HC	51 Starr's Mill H (Region 3 - Team 2)
Union Grove 37 (Region 4 - Team 4)	Fayette Co. 42		Ft. Valley St. 2:00 pm	Buford 60				16 S. Effingham (Region 2 - Team 4)
Fayette Co. 46 H (Region 3 - Team 1)							59 Harris Co.	83 Harris Co. H (Region 1 - Team 1)
Miller Grove 51 (Region 5 - Team 3)	Jackson, Atl. 40							63 Rome (Region 7 - Team 3)
Jackson, Atl. 52 H (Region 6 - Team 2)		Buford 50 H		49 Flowery Branch H	Ft. Valley St. 6:00 pm		68 Flowery Branch	78 Flowery Branch H (Region 8 - Team 2)
Kell 41 (Region 7 - Team 4)	Buford 75			Macon Centreplex 6:00 pm		70 Flowery Branch H		48 Chamblee (Region 5 - Team 4)
Buford 75 H (Region 8 - Team 1)			Buford 60 H		72 Flowery Branch H		39 Lithia Springs	49 Lithia Springs H (Region 6 - Team 1)
Warner Robins 33 (Region 1 - Team 3)	Wayne Co. 40							40 Griffin (Region 3 - Team 3)
Wayne Co. 43 H (Region 2 - Team 2)		Eagles Landing 37				56 Dutchtown	44 Dutchtown	52 Dutchtown H (Region 4 - Team 2)
McIntosh 24 (Region 3 - Team 4)	Eagles Landing 73							24 Veterans (Region 1 - Team 4)
Eagles Landing 48 H (Region 4 - Team 1)							42 Ware Co.	62 Ware Co. H (Region 2 - Team 1)

Buford
Champion

Flowery Branch
Runner-Up

FIRST, SECOND & THIRD ROUND INFORMATION: Higher-seeded team will host. If both teams are the same seed, a â€œuniversalâ€• GHSA coin flip will determine the host school.
Minimum seating capacity: 7A, 6A & 5A - 1,200; 4A - 1,000; 3A & 2A - 700; A - 500 (with bleachers on both sides & 50% of seating offered to visiting teamâ€™s spectators).
FINALS: The (H) printed in the bracket indicates the designated host school if playing at neutral site.

2017-2018 GHSA Class AAAAAA Girls State Basketball Tournament

Feb. 16-17	Feb. 21-22	Feb. 27-28	March 3	March 9	March 3	Feb. 27-28	Feb. 21-22	Feb. 16-17
Sequoyah 44 Region 6 - Team 3	New Manchester 35							56 Dacula Region 8 - Team 3
New Manchester 54 Region 5 - Team 2 H		Northview 61 H					45 Pope	62 Pope Region 7 - Team 2
Gainesville 31 Region 8 - Team 4	Northview 55					86 Douglas Co. H		61 River Ridge Region 6 - Team 4
Northview 66 Region 7 - Team 1 H			Northview 42		54 Douglas Co.		85 Douglas Co.	78 Douglas Co. H Region 5 - Team 1
Brunswick 55 Region 2 - Team 3	Coffee 55							39 MLK Region 4 - Team 3
Coffee 59 Region 1 - Team 2 H		Coffee 57				63 Valdosta	51 Greenbrier	63 Greenbrier H Region 3 - Team 2
Stephenson 54 Region 4 - Team 4	Stephenson 50		West Georgia 2:00 pm	Lovejoy 57			67 Valdosta	42 Richmond Hill Region 2 - Team 4
Heritage, Con. 49 Region 3 - Team 1 H								59 Valdosta H Region 1 - Team 1
Alexander 40 Region 5 - Team 3	Creekview 49							54 Alpharetta Region 7 - Team 3
Creekview 57 Region 6 - Team 2 H		Winder-Barrow 67 H		41 Harrison H	West Georgia 6:00 pm		54 Lanier	58 Lanier H Region 8 - Team 2
Johns Creek 35 Region 7 - Team 4	Winder-Barrow 61			Georgia Tech 6:00 pm		69 Harrison H		39 S. Paulding Region 5 - Team 4
Winder-Barrow 54 Region 8 - Team 1 H			Lovejoy 70 H		68 Harrison H		61 Harrison	79 Harrison H Region 6 - Team 1
Northside, WR 49 Region 1 - Team 3	Northside, WR 23					March 1		2 Grovetown Region 3 - Team 3
Gylnn Acad. 29 Region 2 - Team 2 H		Lovejoy 68				37 Bradwell	35 Grovetown	0 Tucker - Forfeit H Region 4 - Team 2
Lakeside, Evans 19 Region 3 - Team 4	Lovejoy 52			**Lovejoy** Champion			Feb. 28 37 Bradwell H	28 Houston Co. Region 1 - Team 4
Lovejoy 54 Region 4 - Team 1 H				**Harrison** Runner-Up				42 Bradwell H Region 2 - Team 1

FIRST, SECOND & THIRD ROUND INFORMATION: Higher-seeded team will host. If both teams are the same seed, a â€œuniversalâ€• GHSA coin flip will determine the host school.
Minimum seating capacity: 7A, 6A & 5A - 1,200; 4A - 1,000; 3A & 2A - 700; A - 500 (with bleachers on both sides & 50% of seating offered to visiting teamâ€™s spectators).
FINALS: The (H) printed in the bracket indicates the designated host school if playing at neutral site.

2017-2018 GHSA Class AAAAAAA Girls State Basketball Tournament

Feb. 16-17	Feb. 21-22	Feb. 27-28	March 3	March 10	March 3	Feb. 27-28	Feb. 21-22	Feb. 16-17
N. Gwinnett 47 Region 6 - Team 3	S. Forsyth 54						Grayson 57 Region 8 - Team 3	
S. Forsyth 50 Region 5 - Team 2 H		Norcross 62 H				68 N. Forsyth H		Brookwood 50 Region 7 - Team 2 H
Archer 65 Region 8 - Team 4	Norcross 74						40 Grayson	Mtn. View 25 Region 6 - Team 4
Norcross 75 Region 7 - Team 1 H			McEachern 57		44 N. Forsyth		56 N. Forsyth	N. Forsyth 50 Region 5 - Team 1 H
Pepplebrook 38 Region 2 - Team 3	Tift Co. 53							Roswell 43 Region 4 - Team 3
Tift Co. 50 Region 1 - Team 2 H		McEachern 67				63 Hillgrove	65 Hillgrove	Hillgrove 63 Region 3 - Team 2 H
Etowah 18 Region 4 - Team 4	McEachern 81		Buford City Arena 2:00 pm	Newton 45			60 Campbell	Campbell 51 Region 2 - Team 4
McEachern 71 Region 3 - Team 1 H								Lowndes 49 Region 1 - Team 1 H
Lambert 60 Region 5 - Team 3	Lambert 40						Parkview 46 Region 7 - Team 3	
Mill Creek 50 Region 6 - Team 2 H		Newton 70 H		60 Westlake H	Buford City Arena 6:00 pm		S. Gwinnett 46	S. Gwinnett 56 Region 8 - Team 2 H
Central, Gwinnett 47 Region 7 - Team 4	Newton 46			Georgia Tech 6:00 pm		34 Collins Hill H		W. Forsyth 29 Region 5 - Team 4
Newton 77 Region 8 - Team 1 H			Newton 66 H		52 Westlake H		75 Collins Hill	Collins Hill 97 Region 6 - Team 1 H
Colquitt Co. 56 Region 1 - Team 3	Colquitt Co. 39							Marietta 79 Region 3 - Team 3
Wheeler 44 Region 2 - Team 2 H		Cherokee 68				59 Westlake	49 Marietta	Woodstock 45 Region 4 - Team 2 H
N. Cobb 46 Region 3 - Team 4	Cherokee 64							Camden Co. 43 At Large
Cherokee 48 Region 4 - Team 1 H							72 Westlake	Westlake 68 Region 2 - Team 1 H

Westlake
Champion

Newton
Runner-Up

FIRST, SECOND & THIRD ROUND INFORMATION: Higher-seeded team will host. If both teams are the same seed, a â€œuniversalâ€• GHSA coin flip will determine the host school.
Minimum seating capacity: 7A, 6A & 5A - 1,200; 4A - 1,000; 3A & 2A - 700; A - 500 (with bleachers on both sides & 50% of seating offered to visiting teamâ€™s spectators).
FINALS: The (H) printed in the bracket indicates the designated host school if playing at neutral site.