

**GEORGIA HIGH SCHOOL ASSOCIATION**  
**STATE CHEERLEADING COMPETITION**  
**2013**



**Sectionals – Non COED – Friday, November 15**  
**COED Championships – Friday, November 15**  
**Non COED Championships – Saturday, November 16**

**Columbus Civic Center**  
**Columbus, Georgia**



# Information Packet

## *Please read all information*

<b>Housing</b>	<p>Each school is responsible for making housing accommodations. You may check on <a href="http://www.ghsacheerleading.com">www.ghsacheerleading.com</a> or the GHSA sites for a list of area hotels. <b>IMPORTANT:</b> <u>Please complete the attached housing form</u> and turn in when you check your team in at registration. Please be sure to cancel any unused rooms in advance.</p> <p style="text-align: center;">For Assistance Contact: Ashley Waitena at 706-317-2110 Columbus Convention &amp; Visitors Bureau 900 Front Avenue Columbus, GA 31902 706-322-1613 Or 800-999-1613</p>
	<p><b><u>IMPORTANT - Keys to a Successful Event:</u></b></p> <ul style="list-style-type: none"> <li>✓ <b>READ THIS PACKET!</b></li> <li>✓ <b><u>ALL TEAMS MUST BE CHECKED IN BY THE START OF THE SESSION YOU WILL COMPETE IN. SEE THE ATTACHED SCHEDULE.</u></b></li> <li>✓ <b><u>Please arrive on time.</u></b></li> <li>✓ <b><u>Please notify our staff where you are seated so we can locate your team if the rotation is running early.</u></b></li> <li>✓ <b><u>If a bus breaks down or another issue occurs please contact Pam Carter at 706-888-5309 immediately.</u></b></li> <li>✓ <b><u>Failure to be present at the beginning of your rotation can result in elimination from competition.</u></b></li> <li>✓ <b><u>Missed rotations will be eliminated.</u></b></li> <li>✓ <b><u>Once in the arena do not leave the arena.</u></b></li> <li>✓ <b><u>All members of the team and the three coaches/music person must arrive at the same time and check in at the same time. Failure to do will result on a coach/music person(s) having to go to the pass gate and/or having to purchase a ticket to enter.</u></b></li> <li>✓ <b><u>Do not allow your team to dress in the stands of the arena.</u></b></li> <li>✓ <b><u>Keep your team together!</u></b></li> </ul>
<b>Competition Times</b>	<p><b><u>Sectionals: Friday, November 15, 2013</u></b></p> <p style="padding-left: 40px;">Session One – AA, AAA, AAAA – Check in by 8:30 AM Rotation begins at 8:40 AM – Check your order of appearance Announcement of the Top 8 moving to state finals</p> <p style="padding-left: 40px;">Session Two – AAAAA, AAAAAA – Check in by 12:30 PM Rotation begins at 12:40 PM – Check your order of appearance Announcement of Top 8 moving to state will be made after the COED Division.</p> <p style="padding-left: 40px;">Session Two – COED State Finals – Check in by 2:00PM Rotation will begin as soon as 5A and 6A have completed their rotation. Awards will be announced immediately following the competition.</p> <p><b><u>Finals: Saturday, November 16, 2013</u></b></p> <p style="padding-left: 40px;">Session One – AA, AAA, and AAAA – Check in by 8:30 AM Rotation begins at 8:40 AM – Check your order of appearance Awards Ceremony at the end of the session</p> <p style="padding-left: 40px;">Session Two – A, AAAAA, AAAAAA – Check in by 1:00 PM Rotation begins at 1:40 PM – Check your order of appearance Awards Ceremony at the end of the session</p>

<p><b>Registration &amp; Event Procedures</b></p>	<ul style="list-style-type: none"> <li>• Only twenty (20) competitors who should <u>be dressed in school colors or uniform may enter through the registration area</u>. All others must enter through the front gate including additional alternates, trainers and additional coaches. Two coaches (2) and a Music person (1) can enter through the registration entrance with the team.</li> <li>• <u>Cheerleader registration</u> is located at the back side of the arena. Enter through the Center back doors at the top of the steps and register on your assigned side. <u>Be seated on</u> your assigned competition side. To get to registration take the steps on the outside of the center back of the Civic Center and walk up to the upper level.</li> <li>• ODD NUMBER TEAMS WILL REGISTER ON SIDE ONE AND BE SEATED ON SIDE ONE.</li> <li>• EVEN NUMBER TEAMS WILL REGISTER ON SIDE TWO AND BE SEATED ON SIDE TWO.</li> <li>• <u>PLEASE REMAIN IN YOUR ASSIGNED AREA (Side One or Side Two) SO THAT YOU CAN BE LOCATED BY THE STAFF</u>. The staff will attempt to local all teams. Teams may be warned on the PA system and failure to report to the appropriate staff member could result in the continuation of the rotation and a team being eliminated from competition.</li> <li>• Keep your team together.</li> <li>• Have all items with you that you may need. Remember your CD-R and your back-up tape. Failure to have those with you will result in a delay of meet penalty.</li> <li>• Make sure you and your second coach have your badges on. Make sure you have identified your music person and that they have their badge on. The music person will not remain in warm-ups with you but will go directly to the music area.</li> <li>• Floor passes must not be exchanged. They must be used by those individuals who signed in at registration.</li> <li>• Count your cheerleaders – only 16 allowed.</li> </ul>
<p><b>Important Notes</b></p>	<ul style="list-style-type: none"> <li>• <b>All teams must check in and prepare for warm-up rotation.</b> If you are in the first five teams to rotate you may want to arrive at least thirty to forty-five minutes <u>prior to the beginning of rotation</u> for their session. Please sit on your assigned competition side so that you can easily be located by staff.</li> <li>• Once competition begins it will run continuously. Please make sure your fans are aware of this. Performance times are not issued.</li> <li>• All teams must be on time and ready when called. Failure to report to the designated area can result in a team being omitted from rotation.</li> <li>• The music person will go directly to the music area as instructed by the staff.</li> <li>• <b>Only the 16 team members, 2 coaches, and 1 music person</b> will be given a pass to enter the competition area. They will be issued a badge to enter the competition floor and it will be taken up as you leave.</li> <li>• Squads enter the floor according to their assigned order only. A missed performance time can mean disqualification from state. The staff should be able to easily locate each team.</li> <li>• All team members should be ready and taping of athletes completed prior to their rotation BEGINNING. You should not stop to tape during rotation in warm-ups.</li> <li>• <b><u>We notify all staff where you are seated so we can locate your team if the rotation is running early. We should not have to look for teams or worry about teams.</u></b></li> </ul>
<p><b>Warm Ups</b></p>	<ul style="list-style-type: none"> <li>• All teams should sit on the side they are assigned to compete on so they can easily be located prior to competing.</li> <li>• <b>DO NOT</b> change sides.</li> <li>• When directed to you will move to seating located near the warm-up area and wait until you are called down to begin the warm-up.</li> </ul>

	<ul style="list-style-type: none"> <li>• There will be stretch and jump mats under the concourse. (Not stunts or jumps)</li> <li>• The second set of mats will be for tumbling only. (No stunts)</li> <li>• The third set of mats will be for stunting.</li> <li>• All stretching takes place in the South area of the arena behind the curtains/drapes with the performances taking place in the North area (front of the arena).</li> <li>• Once you have completed warm-ups you will be asked to wait at the curtain for your performance time.</li> <li>• Music will not be allowed during warm-ups.</li> <li>• All teams are asked to exit the performance floor on the side they entered on and return to their seats. Badges will be returned when exiting the floor.</li> <li>• We ask that all participants show respect for their fellow teams and for the spectators. Because it is an all-day event we ask that <b>the cheerleaders please reframe from moving to the front of the arena and taking seats.</b> Front arena seats are reserved for spectators and fans.</li> <li>• <b>Please remind all fans and athletes that <u>Fire Marshall Regulations</u> require that we do not sit in the arena aisles.</b> Discuss this with the team and parents also. Do not leave bags and other items in the aisles at any time or security may confiscate all items left in the aisles. The Fire Marshall can stop competition if we are in violation of the regulation.</li> </ul>
<p><b>Music Read Carefully</b></p>	<ul style="list-style-type: none"> <li>• There will be no orientation period for music prior to competition. <u>Tapes must be cued prior to beginning warm-up rotation.</u></li> <li>• A sound technician will be present to assist with the music volume during competition.</li> <li>• One coach or school representative will be responsible for starting and stopping the CD during the routine. This person will move directly to the music area when directed by the staff.</li> <li>• Use only regular size CD (no cutouts).</li> <li>• <b><u>Coaches must bring a backup CD to the floor and it must be cued.</u></b> Anyone having to go back into the stands to obtain the second or backup tape will receive a penalty for delay of meet.</li> <li>• The GHSA will not be responsible for music recorded on iPods or iPhones. You will take full responsibility for any issues which may occur with this type media. If using these for your own protection make sure you are in airplane mode and that the volume is turned up.</li> <li>• When using the iPhone or iPod, we will not take responsibility for starting the music, for the music stopping or for the music volume. There have been a number of issues this year with these digital devices.</li> <li>• Teams will not be placed back into rotation if this is an issue. Music issues must be corrected while the team is still on the floor and a second CD available.</li> </ul>
<p><b>Medical &amp; Dressing Rooms</b></p>	<ul style="list-style-type: none"> <li>• Athletic Trainers will be available for medical assistance.</li> <li>• <b><u>TEAMS WISHING TO TAPE</u></b> must bring their own tape for participants to use.</li> <li>• Teams bringing personal trainers may use them in the stands prior to the beginning of the rotation. Once a team begins rotation the Athletic Trainers and medical personnel assigned by the Civic Center will be responsible for assisting teams. Personal Team trainers may not come to the floor unless they are one of the two coaches or the music person who have credentials to enter the competition floor. The Civic Center Medical Staff and Trainers will be over all medical emergencies.</li> <li>• It is recommended that all teams arrive dressed in uniforms. Two dressing rooms will be available if needed. See map of concourse. Teams must be dressed and ready when rotation begins.</li> </ul>

	<ul style="list-style-type: none"> <li>• <b>There should</b> be no dressing or undressing in the stands. (Including male and female team members)</li> <li>• Please reframe from using the restrooms that are for public use as dressing rooms.</li> <li>• All coaches be aware of your team at all times.</li> </ul>
<p><b>Community Coaches &amp; GHSA Pass Gate</b></p>	<ul style="list-style-type: none"> <li>• All <b>community coaches</b> must be on the <b>approved list of Community Coaches</b> provided by the GHSA office. We advise all community coaches to have their letter or identification from the GHSA office with them. They will be counted as one of the two coaches who may enter through the pass gate.</li> <li>• GHSA coaches may be asked to show their credentials, ID or pass. A list of coaches will be available for registration personnel to check credentials.</li> <li>• All coaches must sign in and the music person must be identified and sign in at registration.</li> <li>• <b>Floor Passes cannot</b> be exchanged and must be returned upon exiting the competition floor.</li> <li>• All teams entering to watch the competition and not competing in the session must be identifiable with school warm-ups or uniform. They will be checked in and the coach must sign in at the back of the arena in the registration area. You will be asked to be seated as a team in the upper levels of the arena. <b>Do Not</b> sit in the lower areas where competing team spectators are seated. <u>The same restriction on numbers will apply; 20 team members, 2 coaches, and 1 music person.</u></li> <li>• A GHSA Pass Gate will be located on the left front side of the Civic Center. GHSA passes allow for the entrance of the coach and one guest. GAOA passes allow for the entrance of one official. All persons entering with a pass must sign and may be asked to show identification.</li> </ul>
<p><b>Spectator Admission</b></p>	<ul style="list-style-type: none"> <li>• Admission Fee is \$12 per session. There are two sessions each day and <b>the arena will be cleared after the first session.</b> All spectators will leave immediately after the awards ceremonies.</li> <li>• <b>PLEASE MAKE SURE ALL FANS KNOW WHICH SESSION YOU ARE COMPETING IN. IF THEY ENTER THE ARENA DURING THE FIRST SESSION AND YOU ARE COMPETING THE SECOND SESSION THEY WILL BE REQUIRED TO LEAVE THE ARENA AND PAY TO ENTER AGAIN.</b></li> <li>• Parking Fee is \$5 per car and \$10 for a bus, van or RV.</li> </ul> <p><b>School Bus or Team Bus Parking with competitors is in LOT F on the left side of the Civic Center when looking from Veteran’s Parkway. (See Bus Parking Instructions below.) There is no fee for buses transporting teams. We would like for the buses to use Lumpkin Blvd, the entrance by Port Columbus Naval Museum. It is easier for buses to turn in there vs. the front with all the traffic!</b></p> <ul style="list-style-type: none"> <li>• The gate will open at 8:00 AM.</li> <li>• Tickets will be sold in advance on Ticket Master. Sales will open the week of region competition.</li> <li>• <b>DO NOT SAVE SEATS! DO NOT LEAVE PERSONAL MATERIAL ON SEATS. The Civic Center cannot be responsible for those items and items can be removed if needed.</b></li> <li>• <b>Cheerleaders should not save seats for parents. They must remain in the designated area.</b></li> </ul>
<p><b>Other Information</b></p>	<ul style="list-style-type: none"> <li>• Bus parking is in Lot F and please follow directions to enter this parking area.</li> <li>• Buses may drop off team members in Lot D. Parking will be available in Lot F.</li> <li>• Buses will enter off of Victory Drive (If driving down Veteran’s Parkway you will be turning</li> </ul>

left in front of the Civic Center and driving to the entrance off of Victory Drive (Watch for the Naval Museum on your right.)

- Bus Drivers may enter through the Staff Entrance on the main floor of the Civic Center and will sign in by school. Staff entrance is located on the back left side by Parking Lot D.
- ***INDIVIDUAL VIDEO TAPING IS NOT ALLOWED.*** Make sure your parents/fans are aware of this. The competition is professionally produced and an order form is provided to purchase tapes. Video equipment may be taken up.
- ***Flash photography is not allowed!*** Please explain to your fans and parents that we have no flash photography for safety reasons. It is a distraction for team members who are stunting and tumbling and can be dangerous. Cameras can be taken up and individuals can be asked to leave the arena for failing to comply. The competition will be stopped if flash camera(s) create an issue.

GHSA STATE SCHEDULE

2A, 3A, & 4A

Friday, November 15, 2013 - 9:00AM

Order	Class	Region	Team No.
1	AA	5	4
2	AAA	5	4
3	AAAA	5	4
4	AA	6	4
5	AAA	6	4
6	AAAA	6	4
7	AA	7	4
8	AAA	7	4
9	AAAA	7	4
10	AA	8	4
11	AAA	8	4
12	AAAA	8	4
13	AA	1	3
14	AAA	1	3
15	AAAA	1	3
16	AA	2	3
17	AAA	2	3
18	AAAA	2	3
19	AA	3	3
20	AAA	3	3
21	AAAA	3	3
22	AA	4	3
23	AAA	4	3
24	AAAA	4	3
25	AA	5	2
26	AAA	5	2
27	AAAA	5	2
28	AA	6	2
29	AAA	6	2
30	AAAA	6	2
31	AA	7	2
32	AAA	7	2
33	AAAA	7	2
34	AA	8	2
35	AAA	8	2
36	AAAA	8	2
Intermission 15 Minutes			
37	AA	1	2
38	AAA	1	2
39	AAAA	1	2
40	AA	2	2
41	AAA	2	2
42	AAAA	2	2
43	AA	3	2
44	AAA	3	2
45	AAAA	3	2
46	AA	4	2
47	AAA	4	2
48	AAAA	4	2
49	AA	5	3
50	AAA	5	3
51	AAAA	5	3
52	AA	6	3
53	AAA	6	3
54	AAAA	6	3
55	AA	7	3
56	AAA	7	3
57	AAAA	7	3
58	AA	8	3
59	AAA	8	3
60	AAAA	8	3
61	AA	1	4
62	AAA	1	4
63	AAAA	1	4
64	AA	2	4
65	AAA	2	4
66	AAAA	2	4
67	AA	3	4
68	AAA	3	4
69	AAAA	3	4
70	AA	4	4
71	AAA	4	4
72	AAAA	4	4

5A, 6A & COED Finals

Friday, November 15, 2013 - 2:00PM

Order	Class	Region	Team No.
1	AAAA	5	4
2	AAAAA	5	4
3	AAAA	6	4
4	AAAAA	6	4
5	AAAA	7	4
6	AAAAA	7	4
7	AAAA	8	4
8	AAAAA	8	4
9	AAAA	1	3
10	AAAAA	1	3
11	AAAA	2	3
12	AAAAA	2	3
13	AAAA	3	3
14	AAAAA	3	3
15	AAAA	4	3
16	AAAAA	4	3
17	AAAA	5	2
18	AAAAA	5	2
19	AAAA	6	2
20	AAAAA	6	2
21	AAAA	7	2
22	AAAAA	7	2
23	AAAA	8	2
24	AAAAA	8	2
Intermission 15 Minutes			
25	AAAA	1	2
26	AAAAA	1	2
27	AAAA	2	2
28	AAAAA	2	2
29	AAAA	3	2
30	AAAAA	3	2
31	AAAA	4	2
32	AAAAA	4	2
33	AAAA	5	3
34	AAAAA	5	3
35	AAAA	6	3
36	AAAAA	6	3
37	AAAA	7	3
38	AAAAA	7	3
39	AAAA	8	3
40	AAAAA	8	3
41	AAAA	1	4
42	AAAAA	1	4
43	AAAA	2	4
44	AAAAA	2	4
45	AAAA	3	4
46	AAAAA	3	4
47	AAAA	4	4
48	AAAAA	4	4
Intermission 15 Minutes			
1	COED	SECT	15
2	COED	SECT	13
3	COED	SECT	11
4	COED	SECT	9
5	COED	SECT	7
6	COED	SECT	5
7	COED	SECT	3
8	COED	SECT	1
Intermission 15 Minutes			
9	COED	SECT	2
10	COED	SECT	4
11	COED	SECT	6
12	COED	SECT	8
13	COED	SECT	10
14	COED	SECT	12
15	COED	SECT	14
16	COED	SECT	16

GHSA STATE SCHEDULE

2A, 3A, & 4A FINALS

Saturday, November 16, 2013 - 9:00AM

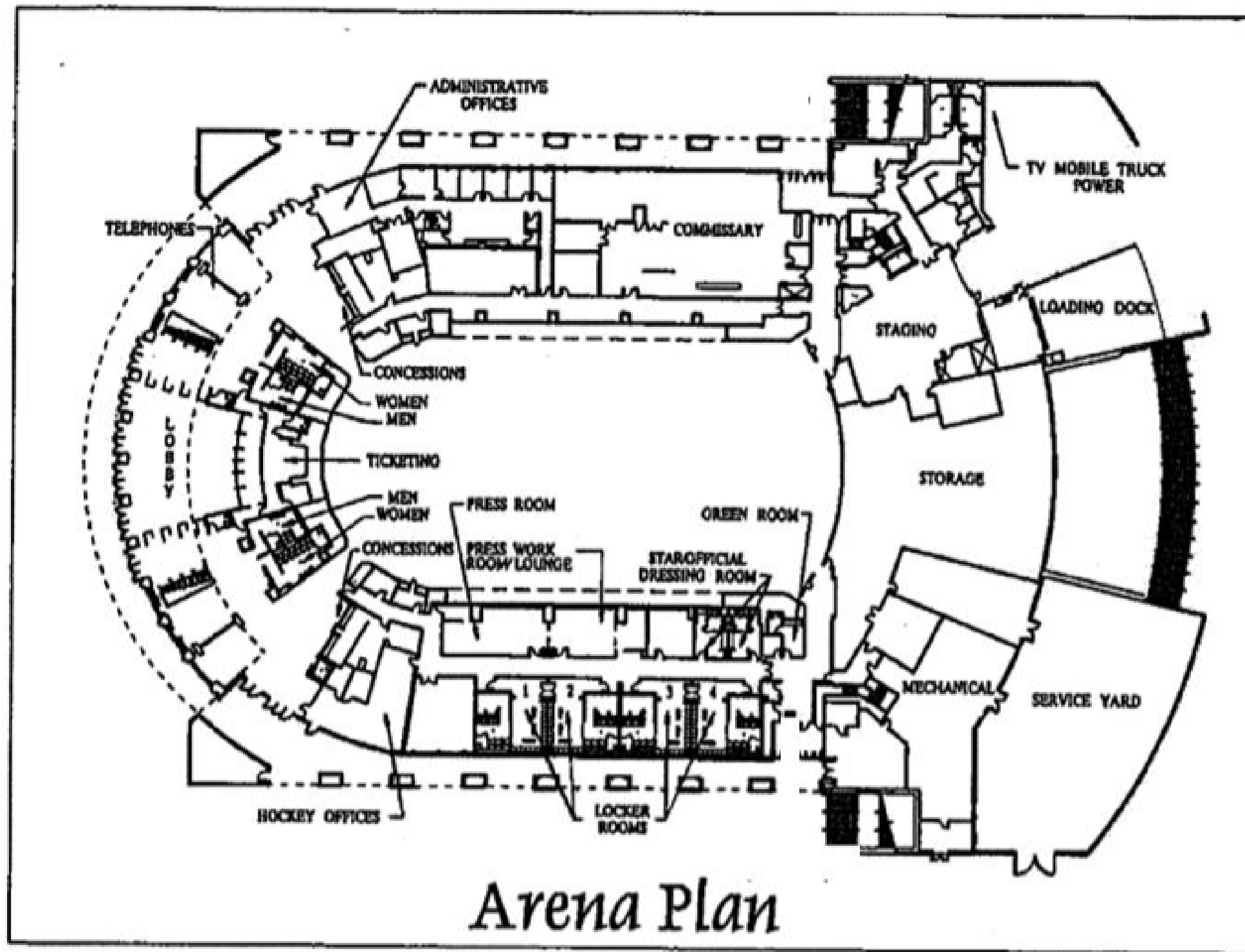
Order	Class	Region	Team No.
1	AA	SECT	7
2	AAA	SECT	7
3	AAAA	SECT	7
4	AA	SECT	5
5	AAA	SECT	5
6	AAAA	SECT	5
7	AA	SECT	3
8	AAA	SECT	3
9	AAAA	SECT	3
10	AA	SECT	1
11	AAA	SECT	1
12	AAAA	SECT	1
13	AA	4	1
14	AAA	4	1
15	AAAA	4	1
16	AA	5	1
17	AAA	5	1
18	AAAA	5	1
19	AA	6	1
20	AAA	6	1
21	AAAA	6	1
22	AA	7	1
23	AAA	7	1
24	AAAA	7	1
Intermission 15 Minutes			
25	AA	8	1
26	AAA	8	1
27	AAAA	8	1
28	AA	1	1
29	AAA	1	1
30	AAAA	1	1
31	AA	2	1
32	AAA	2	1
33	AAAA	2	1
34	AA	3	1
35	AAA	3	1
36	AAAA	3	1
37	AA	SECT	2
38	AAA	SECT	2
39	AAAA	SECT	2
40	AA	SECT	4
41	AAA	SECT	4
42	AAAA	SECT	4
43	AA	SECT	6
44	AAA	SECT	6
45	AAAA	SECT	6
46	AA	SECT	7
47	AAA	SECT	7
48	AAAA	SECT	7

5A, 6A & A FINALS

Saturday, November 16, 2013 - 9:00AM

Order	Class	Region	Team No.
1	AAAA	SECT	7
2	AAAAA	SECT	7
3	A-Private	SECT	7
4	AAAA	SECT	5
5	AAAAA	SECT	5
6	A-Public	SECT	7
7	AAAA	SECT	3
8	AAAAA	SECT	3
9	A-Private	SECT	5
10	AAAA	SECT	1
11	AAAAA	SECT	1
12	A-Public	SECT	5
13	AAAA	4	1
14	AAAAA	4	1
15	A-Private	SECT	3
16	AAAA	5	1
17	AAAAA	5	1
18	A-Public	SECT	3
19	AAAA	6	1
20	AAAAA	6	1
21	A-Private	SECT	1
22	AAAA	7	1
23	AAAAA	7	1
24	A-Public	SECT	1
Intermission 15 Minutes			
25	AAAA	8	1
26	AAAAA	8	1
27	A-Private	SECT	2
28	AAAA	1	1
29	AAAAA	1	1
30	A-Public	SECT	2
31	AAAA	2	1
32	AAAAA	2	1
33	A-Private	SECT	4
34	AAAA	3	1
35	AAAAA	3	1
36	A-Public	SECT	4
37	AAAA	SECT	2
38	AAAAA	SECT	2
39	A-Private	SECT	6
40	AAAA	SECT	4
41	AAAAA	SECT	4
42	A-Public	SECT	6
43	AAAA	SECT	6
44	AAAAA	SECT	6
45	A-Private	SECT	8
46	AAAA	SECT	8
47	AAAAA	SECT	8
48	A-Public	SECT	8

**Bus Unloading Area**  
(Facing Civic Center Left Side)

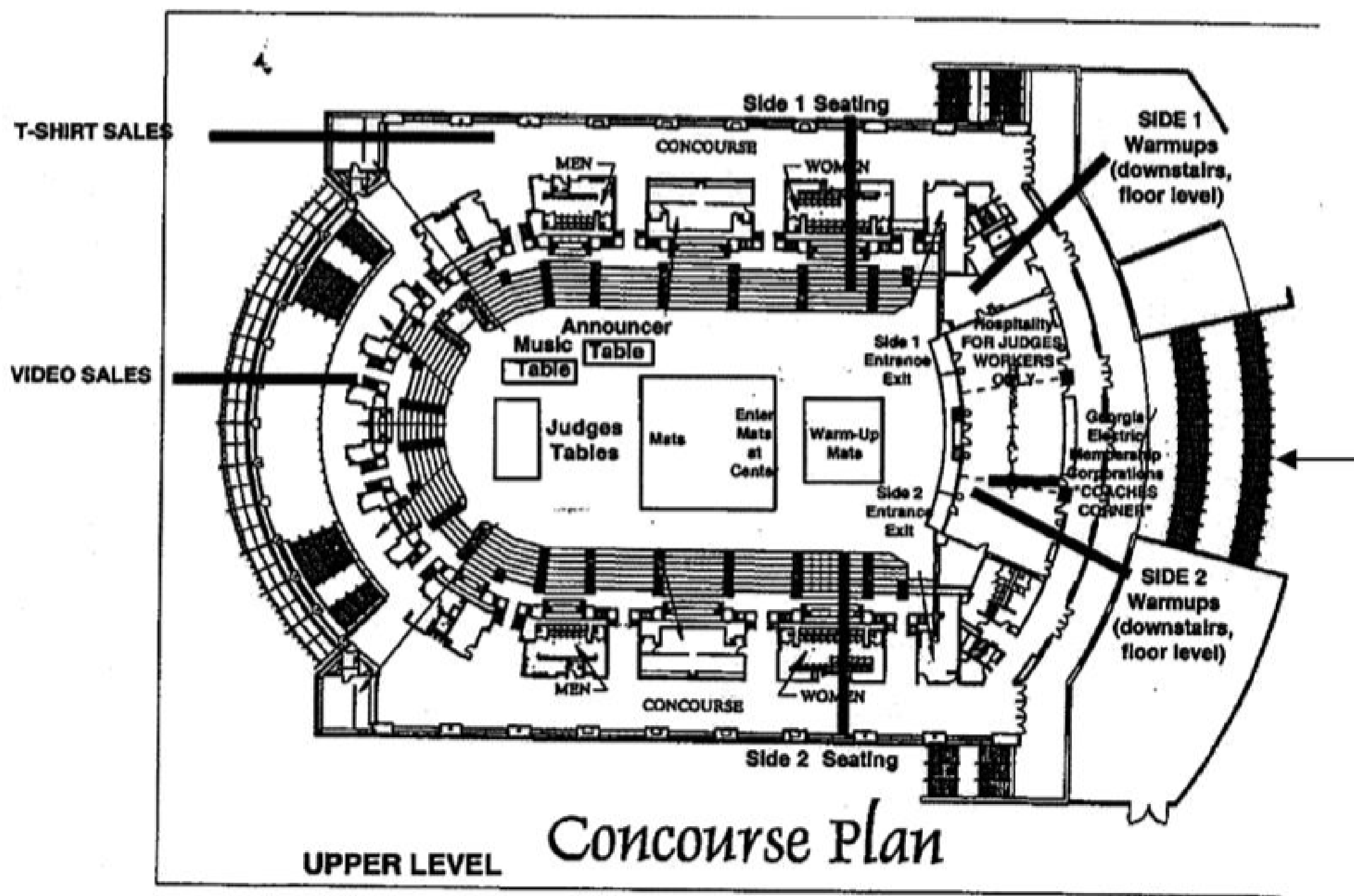


Check In Upstairs



*Arena Plan*

**LOWER LEVEL**



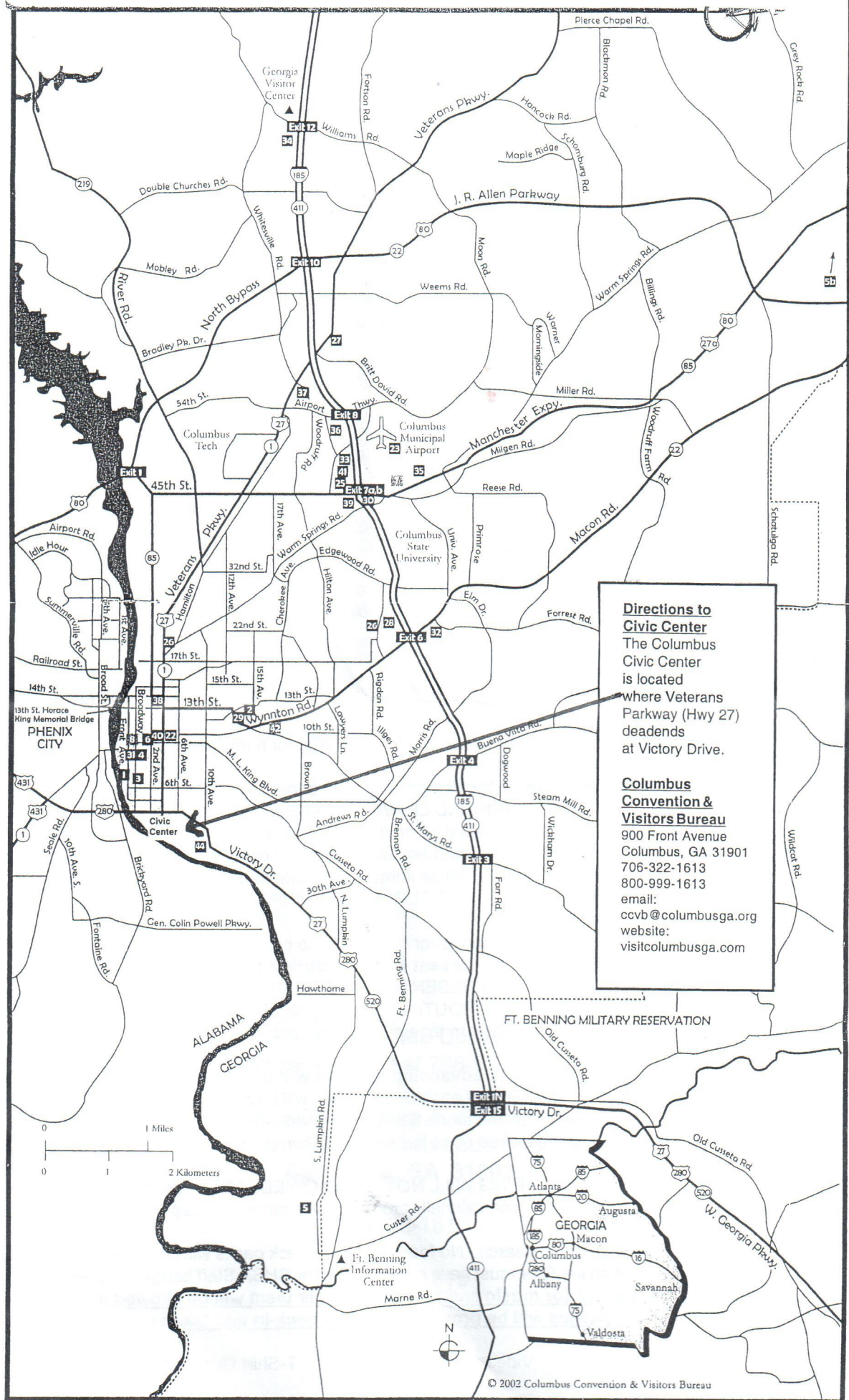
Check In Upstairs



*Concourse Plan*

**UPPER LEVEL**





**Directions to Civic Center**  
 The Columbus Civic Center is located where Veterans Parkway (Hwy 27) deadends at Victory Drive.

**Columbus Convention & Visitors Bureau**  
 900 Front Avenue  
 Columbus, GA 31901  
 706-322-1613  
 800-999-1613  
 email: [ccvb@columbusga.org](mailto:ccvb@columbusga.org)  
 website: [visitcolumbusga.com](http://visitcolumbusga.com)


**GEORGIA HIGH SCHOOL ASSOCIATION  
STATE CHEERLEADING CHAMPIONSHIPS**



**SECURITY GUIDELINES**

**For security purposes, the following guidelines will apply at the Columbus Civic Center during the GHSA State Cheerleading Championships:**

1. All bags are subject to search.
2. No food, drinks, or back packs will be allowed.
3. Gift baskets/buckets, etc., are not to be given to the team members inside the Civic Center. This is a violation of the contract with the facility. These items must be given before entering the arena and cannot be brought inside the arena.
4. All personnel on the floor must have a floor pass on display.
5. Only two coaches per team and one person for music will be allowed in the performance area. Two floor passes for the coaches and one for the music person will be issued to each competing team as they enter at registration and will be taken up as they exit the performance area. Passes cannot be shared or exchanged. Once on the competition floor passes cannot be exchanged.
6. All coaches must be prepared to present picture identification upon request and may be asked to show GHSA coaching passes.
7. All Community Coaches on the floor must be registered with the GHSA office and be listed on the official GHSA certified list.
8. No video cameras will be allowed. Please make sure all parents and fans are aware of this regulation. Cameras and video cameras may be taken up by security.
9. No flash photography is allowed to ensure the safety of the athletes. The competition will be stopped if flash photography occurs.
10. Any fan or spectator found videotaping or using flash photography can be removed from the arena or have the equipment taken by security.



CONVENTION & VISITORS BUREAU

*What progress has preserved.*

## GHSA 2013 State Cheerleading Housing Report **This Form Must Be Turned In At Registration**

(This information will assist the Columbus Convention & Visitors Bureau plan for future events.)

Team Name: \_\_\_\_\_

City: \_\_\_\_\_

Hotel: \_\_\_\_\_

Number of Rooms: \_\_\_\_\_ Thur \_\_\_\_ Fri \_\_\_\_ Sat \_\_\_\_

