


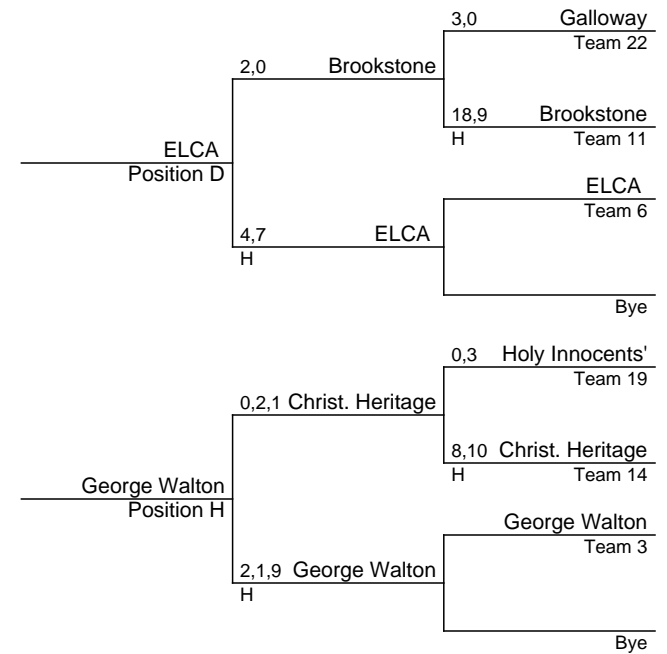

2019-2020 GHSA Class A Private State Fast Pitch Softball Playoffs



STATE TOURNAMENT
Oct. 24 - 26
Columbus



Oct. 9-10
Oct. 16-17
Oct. 16-17
Oct. 9-10

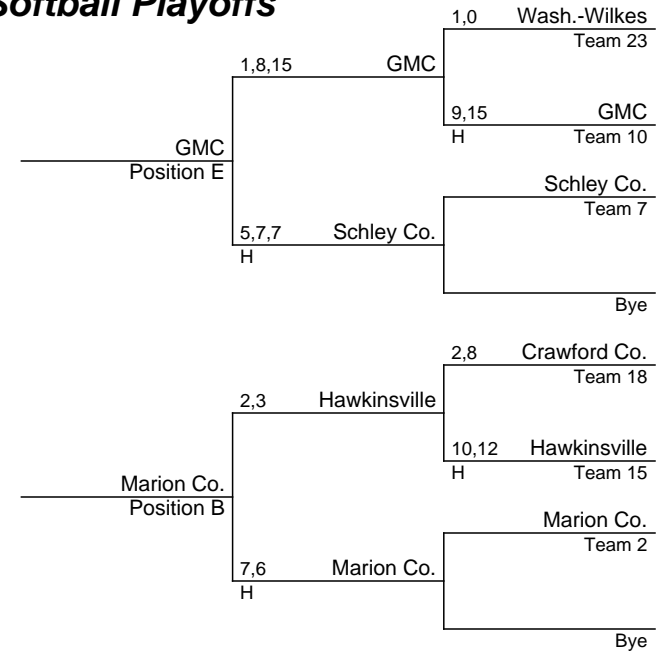


FIRST & SECOND ROUND INFORMATION: Higher-seeded team will host best-of-three format.

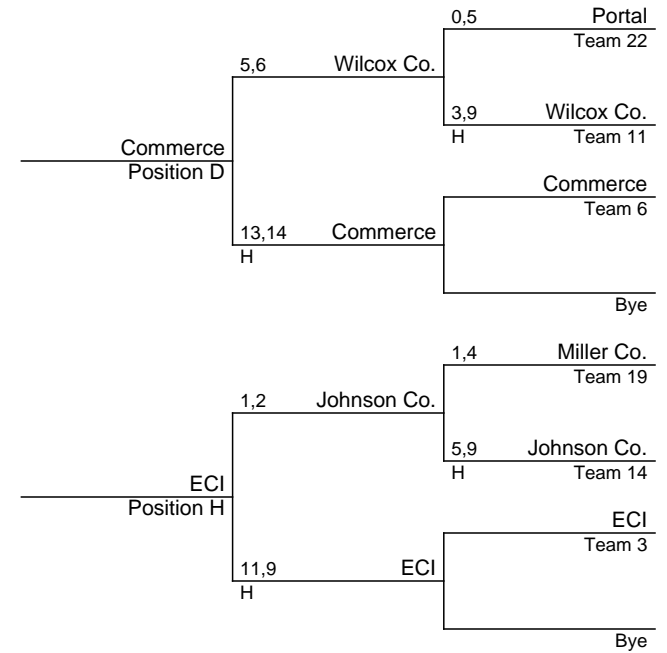

2019-2020 GHSA Class A Public State Fast Pitch Softball Playoffs



STATE TOURNAMENT
Oct. 24 - 26
Columbus



Oct. 9-10 Oct. 16-17 Oct. 16-17 Oct. 9-10



FIRST & SECOND ROUND INFORMATION: Higher-seeded team will host best-of-three format.

2019-2020 GHSA Class AA State Fast Pitch Softball Playoffs



STATE TOURNAMENT
Oct. 24 - 26
Columbus

Rabun Co Region 8 - Team 3	7,7		
S. Atlanta Region 6 - Team 2	0,0		
Toombs Co Region 2 - Team 4	2,0		
Harlem Region 4 - Team 1	12,13		
Thomasville Region 1 - Team 3	3,9,4		
Bleckley Co. Region 3 - Team 2	8,8,5		
Pepperell Region 7 - Team 4	1,2		
Heard Co. Region 5 - Team 1	11,7		
Rabun Co	5,6	Harlem	Position E
Harlem	6,10		
Bleckley Co.	5,0	Heard Co.	Position B
Heard Co.	9,14		

Banks Co Position A	0,0	Bacon Co	4,5	Jefferson Co. Region 4 - Team 3
Bremens Position F	15,8	Bacon Co	12,14	Bacon Co Region 2 - Team 2
Berrien H	0,6	Banks Co	0,0	KIPP Region 6 - Team 4
Berrien H	0,6	Banks Co	30,25	Banks Co Region 8 - Team 1
Jeff Davis Position C	5,2	Bremen	0,9,10	Bremen Region 5 - Team 3
Monticello H	1,0	Dade Co.	5,1,1	Dade Co. Region 7 - Team 2
Lamar Co. Position G	11,16	Washington Co.	7,4	Washington Co. Region 3 - Team 4
Dodge Co. H	0,3	Berrien	11,19	Berrien Region 1 - Team 1

Oct. 8-9 Oct. 15-16 Oct. 15-16 Oct. 8-9

Therrell Region 6 - Team 3	0,0		
Union Co Region 8 - Team 2	22,17		
Westside, Aug. Region 4 - Team 4	0,0		
Vidalia Region 2 - Team 1	11,20		
E. Laurens Region 3 - Team 3	0,2,5		
Brooks Co. Region 1 - Team 2	3,1,3		
Callaway Region 5 - Team 4	0,3		
Rockmart Region 7 - Team 1	12,19		
Union Co	1,5,2	Vidalia	Position D
Vidalia	9,4,10		
E. Laurens	0,0	Rockmart	Position H
Rockmart	12,16		



Jeff Davis Position C	5,2	Jeff Davis	9,9	Jeff Davis Region 2 - Team 3
Monticello H	1,0	Monticello	7,7	Monticello Region 8 - Team 4
Lamar Co. Position G	11,16	Lamar Co.	6,6	Lamar Co. Region 5 - Team 2
Dodge Co. H	0,3	Dodge Co.	10,14	Dodge Co. Region 3 - Team 1

FIRST & SECOND ROUND INFORMATION: Higher-seeded team will host best-of-three format.

2019-2020 GHSA Class AAA State Fast Pitch Softball Playoffs



STATE TOURNAMENT
Oct. 24 - 26
Columbus

<p>Jackson Co. 2,12,8 Region 8 - Team 3</p> <p>Calhoun 5,10,12 Region 6 - Team 2 H</p> <p>Appling Co 2,6 Region 2 - Team 4</p> <p>Rutland 7, 11 Region 4 - Team 1 H</p> <p>Worth County 4, 3 Region 1 - Team 3</p> <p>Islands 6, 12 Region 3 - Team 2 H</p> <p>GACS 1, 4 Region 7 - Team 4</p> <p>Lovett 9, 6 Region 5 - Team 1 H</p>	<p>Calhoun 9,9</p> <p>Rutland 1,2 H</p> <p>Islands 0,3</p> <p>Lovett 6,12 H</p>
<p>Calhoun Position E</p> <p>Lovett Position B</p>	

<p>Franklin Co. Position A</p> <p>Lumpkin Co. Position F</p>	<p>Pierce Co 4,4</p> <p>Franklin Co. 5,12 H</p> <p>Lumpkin Co. 5,4</p> <p>Crisp Co. 3,2 H</p>
<p>Pierce Co</p> <p>Franklin Co.</p> <p>Lumpkin Co.</p> <p>Crisp Co.</p>	

<p>Pike Co. 3,3,0 Region 4 - Team 3</p> <p>Pierce Co 2,6,8 H Region 2 - Team 2</p> <p>Coahulla Crk. 4,5,0 Region 6 - Team 4</p> <p>Franklin Co. 3, 8,14 H Region 8 - Team 1</p> <p>Westminster 1, 2,5 Region 5 - Team 3</p> <p>Lumpkin Co. 9, 0,6 H Region 7 - Team 2</p> <p>Windsor Forest 0, 0 Region 3 - Team 4</p> <p>Crisp Co. 15, 18 H Region 1 - Team 1</p>
--

Oct. 9-10
Oct. 16-17
Oct. 16-17
Oct. 9-10

<p>Sonoraville 11,6,4 Region 6 - Team 3</p> <p>Jefferson 1,7,5 Region 8 - Team 2 H</p> <p>Central ,Mac. 0, 6 Region 4 - Team 4</p> <p>Brantley Co 11, 18 Region 2 - Team 1 H</p> <p>Jenkins 2, 3 Region 3 - Team 3</p> <p>Cook 7, 12 Region 1 - Team 2 H</p> <p>Cedar Grove 0, 0 Region 5 - Team 4</p> <p>East Hall 27, 23 Region 7 - Team 1 H</p>	<p>Jefferson 13,7</p> <p>Brantley Co 0,2 H</p> <p>Cook 6,2</p> <p>East Hall 7,11 H</p>
<p>Jefferson Position D</p> <p>East Hall Position H</p>	



<p>Ringgold Position C</p> <p>SE Bulloch Position G</p>	<p>Tattnall Co 0,0</p> <p>Ringgold 14,8 H</p> <p>Pace Acad. 0,0</p> <p>SE Bulloch 8,16 H</p>
<p>Tattnall Co</p> <p>Ringgold</p> <p>Pace Acad.</p> <p>SE Bulloch</p>	

<p>Tattnall Co 3, 7 Region 2 - Team 3</p> <p>Jackson 2, 2 H Region 4 - Team 2</p> <p>Morgan Co. 0, 0 Region 8 - Team 4</p> <p>Ringgold 12, 7 H Region 6 - Team 1</p> <p>Cherokee Blf. 1,4,5 Region 7 - Team 3</p> <p>Pace Acad. 3,3,6 H Region 5 - Team 2</p> <p>Haralson Co. 0, 2 At Large</p> <p>SE Bulloch 4, 6 H Region 3 - Team 1</p>
--

FIRST & SECOND ROUND INFORMATION: Higher-seeded team will host best-of-three format.

2019-2020 GHSA Class AAAA State Fast Pitch Softball Playoffs



STATE TOURNAMENT
Oct. 24 - 26
Columbus

Stephens Co. 1,0 Region 8 - Team 3		LaFayette 2,5,2	
LaFayette 9,8 Region 6 - Team 2 H			LaFayette Position E
Spalding 0,1 Region 2 - Team 4		Hampton 3,4,0 H	
Hampton 9,14 Region 4 - Team 1 H			
Columbus 5,11 Region 1 - Team 3		Columbus 2,2	
Thomson 4,0 Region 3 - Team 2 H			Central, Carrol. Position B
Blessed Trin. 3,3 Region 7 - Team 4		Central, Carrol. 6,17 H	
Central, Carrol. 12,12 Region 5 - Team 1 H			

		W. Laurens 2,0	0,3 Luella Region 4 - Team 3
Madison Co Position A			13,15 W. Laurens H Region 2 - Team 2
		Madison Co 3,7 H	1,3 Gilmer Region 6 - Team 4
			9,7 Madison Co H Region 8 - Team 1
		Flowery Bran. 2,2	1,14,4 Cedartown Region 5 - Team 3
Northside, Col. Position F			3,4,7 Flowery Bran. H Region 7 - Team 2
		Northside, Col. 4,12 H	0,0 Baldwin Region 3 - Team 4
			15,15 Northside, Col. H Region 1 - Team 1

Oct. 8-9
Oct. 15-16
Oct. 15-16
Oct. 8-9

NW Whitfield 4,2 Region 6 - Team 3		Oconee Co 8,14	
Oconee Co 5,7 Region 8 - Team 2 H			Oconee Co Position D
Woodward Acad. 2,0 Region 4 - Team 4		Perry 6,12 H	
Perry 10,9 Region 2 - Team 1 H			
Cross Creek 0,0 Region 3 - Team 3		Cairo 1,0	
Cairo 8,16 Region 1 - Team 2 H			Marist Position H
Chapel Hill 2,2 Region 5 - Team 4		Marist 2,4 H	
Marist 10,11 Region 7 - Team 1 H			



		Eastside 0,0	0,0 Upson-Lee Region 2 - Team 3
Heritage, Cat. Position C			8,12 Eastside H Region 4 - Team 2
		Heritage, Cat. 1,2 H	0,3 St. Pius X Region 8 - Team 4
			15,16 Heritage, Cat. H Region 6 - Team 1
		LaGrange 8,9 H	0,4,2 Denmark Region 7 - Team 3
LaGrange Position G			7,2,9 LaGrange H Region 5 - Team 2
		Shaw 1,0	9,2,12 Shaw Region 1 - Team 4
			2,17,3 Burke Co. H Region 3 - Team 1

FIRST & SECOND ROUND INFORMATION: Higher-seeded team will host best-of-three format.

2019-2020 GHSA Class AAAAA State Fast Pitch Softball Playoffs



STATE TOURNAMENT
Oct. 24 - 26
Columbus

<table border="1" style="width: 100%; border-collapse: collapse;"> <tr><td>Loganville</td><td style="text-align: right;">9,11</td></tr> <tr><td>Region 8 - Team 3</td><td></td></tr> <tr><td>N. Springs</td><td style="text-align: right;">0,1</td></tr> <tr><td>Region 6 - Team 2</td><td style="text-align: center;">H</td></tr> <tr><td>S. Effingham</td><td style="text-align: right;">3,0</td></tr> <tr><td>Region 2 - Team 4</td><td></td></tr> <tr><td>Locust Grv.</td><td style="text-align: right;">4,7</td></tr> <tr><td>Region 4 - Team 1</td><td style="text-align: center;">H</td></tr> <tr><td>Thomas CC</td><td style="text-align: right;">5,7</td></tr> <tr><td>Region 1 - Team 3</td><td></td></tr> <tr><td>Starr's Mill</td><td style="text-align: right;">10,10</td></tr> <tr><td>Region 3 - Team 2</td><td style="text-align: center;">H</td></tr> <tr><td>Kell</td><td style="text-align: right;">7,6</td></tr> <tr><td>Region 7 - Team 4</td><td></td></tr> <tr><td>Arabia Mtn.</td><td style="text-align: right;">1,3</td></tr> <tr><td>Region 5 - Team 1</td><td style="text-align: center;">H</td></tr> </table>	Loganville	9,11	Region 8 - Team 3		N. Springs	0,1	Region 6 - Team 2	H	S. Effingham	3,0	Region 2 - Team 4		Locust Grv.	4,7	Region 4 - Team 1	H	Thomas CC	5,7	Region 1 - Team 3		Starr's Mill	10,10	Region 3 - Team 2	H	Kell	7,6	Region 7 - Team 4		Arabia Mtn.	1,3	Region 5 - Team 1	H	<table border="1" style="width: 100%; border-collapse: collapse;"> <tr><td>Loganville</td><td style="text-align: right;">2,1</td></tr> <tr><td>Locust Grv.</td><td style="text-align: right;">8,13</td></tr> <tr><td style="text-align: center;">H</td><td></td></tr> <tr><td>Starr's Mill</td><td style="text-align: right;">3,16</td></tr> <tr><td style="text-align: center;">H</td><td></td></tr> <tr><td>Kell</td><td style="text-align: right;">1,0</td></tr> </table>	Loganville	2,1	Locust Grv.	8,13	H		Starr's Mill	3,16	H		Kell	1,0
Loganville	9,11																																												
Region 8 - Team 3																																													
N. Springs	0,1																																												
Region 6 - Team 2	H																																												
S. Effingham	3,0																																												
Region 2 - Team 4																																													
Locust Grv.	4,7																																												
Region 4 - Team 1	H																																												
Thomas CC	5,7																																												
Region 1 - Team 3																																													
Starr's Mill	10,10																																												
Region 3 - Team 2	H																																												
Kell	7,6																																												
Region 7 - Team 4																																													
Arabia Mtn.	1,3																																												
Region 5 - Team 1	H																																												
Loganville	2,1																																												
Locust Grv.	8,13																																												
H																																													
Starr's Mill	3,16																																												
H																																													
Kell	1,0																																												

<table border="1" style="width: 100%; border-collapse: collapse;"> <tr><td>Buford</td><td style="text-align: right;">0,0</td></tr> <tr><td>Position A</td><td></td></tr> <tr><td>Harris Co.</td><td style="text-align: right;">2,1</td></tr> <tr><td>Position F</td><td></td></tr> <tr><td>H</td><td></td></tr> </table>	Buford	0,0	Position A		Harris Co.	2,1	Position F		H		<table border="1" style="width: 100%; border-collapse: collapse;"> <tr><td>Ola</td><td style="text-align: right;">4,3,4</td></tr> <tr><td>Region 4 - Team 3</td><td></td></tr> <tr><td>Ware Co.</td><td style="text-align: right;">5,1,2</td></tr> <tr><td>Region 2 - Team 2</td><td style="text-align: center;">H</td></tr> <tr><td>Riverwood</td><td style="text-align: right;">1,0</td></tr> <tr><td>Region 6 - Team 4</td><td></td></tr> <tr><td>Buford</td><td style="text-align: right;">16,17</td></tr> <tr><td>Region 8 - Team 1</td><td style="text-align: center;">H</td></tr> <tr><td>SW DeKalb</td><td style="text-align: right;">1,8</td></tr> <tr><td>Region 5 - Team 3</td><td></td></tr> <tr><td>E. Paulding</td><td style="text-align: right;">9,23</td></tr> <tr><td>Region 7 - Team 2</td><td style="text-align: center;">H</td></tr> <tr><td>Griffin</td><td style="text-align: right;">0,0</td></tr> <tr><td>Region 3 - Team 4</td><td></td></tr> <tr><td>Harris Co.</td><td style="text-align: right;">13,14</td></tr> <tr><td>Region 1 - Team 1</td><td style="text-align: center;">H</td></tr> </table>	Ola	4,3,4	Region 4 - Team 3		Ware Co.	5,1,2	Region 2 - Team 2	H	Riverwood	1,0	Region 6 - Team 4		Buford	16,17	Region 8 - Team 1	H	SW DeKalb	1,8	Region 5 - Team 3		E. Paulding	9,23	Region 7 - Team 2	H	Griffin	0,0	Region 3 - Team 4		Harris Co.	13,14	Region 1 - Team 1	H
Buford	0,0																																										
Position A																																											
Harris Co.	2,1																																										
Position F																																											
H																																											
Ola	4,3,4																																										
Region 4 - Team 3																																											
Ware Co.	5,1,2																																										
Region 2 - Team 2	H																																										
Riverwood	1,0																																										
Region 6 - Team 4																																											
Buford	16,17																																										
Region 8 - Team 1	H																																										
SW DeKalb	1,8																																										
Region 5 - Team 3																																											
E. Paulding	9,23																																										
Region 7 - Team 2	H																																										
Griffin	0,0																																										
Region 3 - Team 4																																											
Harris Co.	13,14																																										
Region 1 - Team 1	H																																										

Oct. 8-9
Oct. 15-16
Oct. 15-16
Oct. 8-9

<table border="1" style="width: 100%; border-collapse: collapse;"> <tr><td>Decatur</td><td style="text-align: right;">0,0</td></tr> <tr><td>Region 6 - Team 3</td><td></td></tr> <tr><td>Walnut Grove</td><td style="text-align: right;">12,12</td></tr> <tr><td>Region 8 - Team 2</td><td style="text-align: center;">H</td></tr> <tr><td>Union Grove</td><td style="text-align: right;">1,0,1</td></tr> <tr><td>Region 4 - Team 4</td><td></td></tr> <tr><td>Statesboro</td><td style="text-align: right;">0,3,7</td></tr> <tr><td>Region 2 - Team 1</td><td style="text-align: center;">H</td></tr> <tr><td>McIntosh</td><td style="text-align: right;">0,4</td></tr> <tr><td>Region 3 - Team 3</td><td></td></tr> <tr><td>Veterans</td><td style="text-align: right;">8,16</td></tr> <tr><td>Region 1 - Team 2</td><td style="text-align: center;">H</td></tr> <tr><td>Miller Grove</td><td style="text-align: right;">1,0</td></tr> <tr><td>Region 5 - Team 4</td><td></td></tr> <tr><td>Carrollton</td><td style="text-align: right;">10,15</td></tr> <tr><td>Region 7 - Team 1</td><td style="text-align: center;">H</td></tr> </table>	Decatur	0,0	Region 6 - Team 3		Walnut Grove	12,12	Region 8 - Team 2	H	Union Grove	1,0,1	Region 4 - Team 4		Statesboro	0,3,7	Region 2 - Team 1	H	McIntosh	0,4	Region 3 - Team 3		Veterans	8,16	Region 1 - Team 2	H	Miller Grove	1,0	Region 5 - Team 4		Carrollton	10,15	Region 7 - Team 1	H	<table border="1" style="width: 100%; border-collapse: collapse;"> <tr><td>Walnut Grove</td><td style="text-align: right;">6,12</td></tr> <tr><td>Statesboro</td><td style="text-align: right;">1,4</td></tr> <tr><td style="text-align: center;">H</td><td></td></tr> <tr><td>Veterans</td><td style="text-align: right;">2,1</td></tr> <tr><td>Carrollton</td><td style="text-align: right;">5,8</td></tr> <tr><td style="text-align: center;">H</td><td></td></tr> </table>	Walnut Grove	6,12	Statesboro	1,4	H		Veterans	2,1	Carrollton	5,8	H	
Decatur	0,0																																												
Region 6 - Team 3																																													
Walnut Grove	12,12																																												
Region 8 - Team 2	H																																												
Union Grove	1,0,1																																												
Region 4 - Team 4																																													
Statesboro	0,3,7																																												
Region 2 - Team 1	H																																												
McIntosh	0,4																																												
Region 3 - Team 3																																													
Veterans	8,16																																												
Region 1 - Team 2	H																																												
Miller Grove	1,0																																												
Region 5 - Team 4																																													
Carrollton	10,15																																												
Region 7 - Team 1	H																																												
Walnut Grove	6,12																																												
Statesboro	1,4																																												
H																																													
Veterans	2,1																																												
Carrollton	5,8																																												
H																																													

<table border="1" style="width: 100%; border-collapse: collapse;"> <tr><td>Jones Co.</td><td style="text-align: right;">16,7</td></tr> <tr><td>Position C</td><td></td></tr> <tr><td>Lithia Spr.</td><td style="text-align: right;">2,2</td></tr> <tr><td style="text-align: center;">H</td><td></td></tr> <tr><td>Whitewater</td><td style="text-align: right;">4,8</td></tr> <tr><td>Position G</td><td></td></tr> <tr><td>H</td><td></td></tr> </table>	Jones Co.	16,7	Position C		Lithia Spr.	2,2	H		Whitewater	4,8	Position G		H		<table border="1" style="width: 100%; border-collapse: collapse;"> <tr><td>Wayne Co.</td><td style="text-align: right;">2,5</td></tr> <tr><td>Region 2 - Team 3</td><td></td></tr> <tr><td>Jones Co.</td><td style="text-align: right;">6,8</td></tr> <tr><td>Region 4 - Team 2</td><td style="text-align: center;">H</td></tr> <tr><td>Clarke Cent.</td><td style="text-align: right;">0,2</td></tr> <tr><td>Region 8 - Team 4</td><td></td></tr> <tr><td>Lithia Spr.</td><td style="text-align: right;">8,17</td></tr> <tr><td>Region 6 - Team 1</td><td style="text-align: center;">H</td></tr> <tr><td>Woodland, Cart.</td><td style="text-align: right;">2,5</td></tr> <tr><td>Region 7 - Team 3</td><td></td></tr> <tr><td>Chamblee</td><td style="text-align: right;">1,1</td></tr> <tr><td>Region 5 - Team 2</td><td style="text-align: center;">H</td></tr> <tr><td>Bainbridge</td><td style="text-align: right;">0,0</td></tr> <tr><td>Region 1 - Team 4</td><td></td></tr> <tr><td>Whitewater</td><td style="text-align: right;">11,8</td></tr> <tr><td>Region 3 - Team 1</td><td style="text-align: center;">H</td></tr> </table>	Wayne Co.	2,5	Region 2 - Team 3		Jones Co.	6,8	Region 4 - Team 2	H	Clarke Cent.	0,2	Region 8 - Team 4		Lithia Spr.	8,17	Region 6 - Team 1	H	Woodland, Cart.	2,5	Region 7 - Team 3		Chamblee	1,1	Region 5 - Team 2	H	Bainbridge	0,0	Region 1 - Team 4		Whitewater	11,8	Region 3 - Team 1	H
Jones Co.	16,7																																														
Position C																																															
Lithia Spr.	2,2																																														
H																																															
Whitewater	4,8																																														
Position G																																															
H																																															
Wayne Co.	2,5																																														
Region 2 - Team 3																																															
Jones Co.	6,8																																														
Region 4 - Team 2	H																																														
Clarke Cent.	0,2																																														
Region 8 - Team 4																																															
Lithia Spr.	8,17																																														
Region 6 - Team 1	H																																														
Woodland, Cart.	2,5																																														
Region 7 - Team 3																																															
Chamblee	1,1																																														
Region 5 - Team 2	H																																														
Bainbridge	0,0																																														
Region 1 - Team 4																																															
Whitewater	11,8																																														
Region 3 - Team 1	H																																														



FIRST & SECOND ROUND INFORMATION: Higher-seeded team will host best-of-three format.

2019-2020 GHSA Class AAAAAA State Fast Pitch Softball Playoffs



STATE TOURNAMENT
Oct. 24 - 26
Columbus

Winder-Barrow Region 8 - Team 3	0,0		
River Ridge	3,12	H	
River Ridge Region 6 - Team 2	12,8	H	River Ridge Position E
Glynn Acad. Region 2 - Team 4	17,14		
Glynn Acad.	1,2	H	
Mt Zion, JB Region 4 - Team 1	2,2	H	
Coffee Region 1 - Team 3	16,6,10		
Coffee	2,5,0	H	
Greenbrier Region 3 - Team 2	1,9,7	H	Northgate Position B
Alpharetta Region 7 - Team 4	0,2		
Northgate	4,4,2	H	
Northgate Region 5 - Team 1	7,10	H	

			0,0 Forest Park Region 4 - Team 3
	0,0 Richmond Hill		
Dacula Position A		H	15,21 Richmond Hill Region 2 - Team 2
			9,2,1 Sprayberry Region 6 - Team 4
	8,4 Dacula	H	
			2,13,4 Dacula Region 8 - Team 1
			2,11 S. Paulding Region 5 - Team 3
	1,0 S. Paulding		
Lee Co. Position F		H	0,7 Cambridge Region 7 - Team 2
			0,1 Lakeside, Ev. Region 3 - Team 4
	9,8 Lee Co.	H	
			4,2 Lee Co. Region 1 - Team 1

Oct. 8-9 Oct. 15-16 Oct. 15-16 Oct. 8-9

Harrison Region 6 - Team 3	7,4,1		
Apalachee	4,2,7	H	
Apalachee Region 8 - Team 2	3,9,2	H	Apalachee Position D
Lovejoy Region 4 - Team 4	0,0		
Effingham Co	1,5,2	H	
Effingham Co Region 2 - Team 1	17,22	H	
Heritage, Con Region 3 - Team 3	1,1		
Houston Co	0,1	H	
Houston Co Region 1 - Team 2	9,15	H	Pope Position H
Douglas Co. Region 5 - Team 4	0,0		
Pope	8,7	H	
Pope Region 7 - Team 1	14,18	H	



			10,9 Brunswick Region 2 - Team 3
	0,0 Brunswick		
Creekview Position C		H	0,0 M. L. King Region 4 - Team 2
			1,4 Habersham Cent Region 8 - Team 4
	14,9 Creekview	H	
			4,9 Creekview Region 6 - Team 1
			0,1 Dunwoody Region 7 - Team 3
	2,0 Alexander		
Evans Position G		H	11,15 Alexander Region 5 - Team 2
			0,0 Northside, WR Region 1 - Team 4
	3,2 Evans	H	
			8,12 Evans Region 3 - Team 1

FIRST & SECOND ROUND INFORMATION: Higher-seeded team will host best-of-three format.

2019-2020 GHSA Class AAAAAA State Fast Pitch Softball Playoffs



STATE TOURNAMENT
Oct. 24 - 26
Columbus

Newton Region 8 - Team 3	1,0	Mountain View 8,10	Mountain View Position E
Mountain View Region 6 - Team 2	9,8 H		
Westlake Region 2 - Team 4	0,0	Cherokee 7,5	Cherokee H
Cherokee Region 4 - Team 1	19,22 H		
Camden Co Region 1 - Team 3	8,5	Hillgrove 7,8,1	N. Forsyth Position B
Hillgrove Region 3 - Team 2	10,14 H		
Berkmar Region 7 - Team 4	0,0	N. Forsyth 5,13,11	N. Forsyth H
N. Forsyth Region 5 - Team 1	18,16 H		

Lassiter Region 4 - Team 3	2,9,6	Lassiter 3,0,0	Grayson Position A
Newnan Region 2 - Team 2	3,8,2 H		
Collins Hill Region 6 - Team 4	0,0	Grayson 1,11,5	Grayson H
Grayson Region 8 - Team 1	8,9 H		
Lambert Region 5 - Team 3	2,6	Norcross 0,6	Colquitt Co Position F
Norcross Region 7 - Team 2	3,8 H		
Marietta Region 3 - Team 4	5,5	Colquitt Co 1,9	Colquitt Co H
Colquitt Co Region 1 - Team 1	16,14 H		

Oct. 9-10 Oct. 16-17 Oct. 16-17 Oct. 9-10

Mill Creek Region 6 - Team 3	1,4,2	Mill Creek 1,5	E. Coweta Position D
Archer Region 8 - Team 2	2,3,1 H		
Woodstock Region 4 - Team 4	0,1	E. Coweta 3,8	E. Coweta H
E. Coweta Region 2 - Team 1	8,14 H		
N. Paulding Region 3 - Team 3	3,7,3	Lowndes 6,6,3	Parkview Position H
Lowndes Region 1 - Team 2	9,5,11 H		
Forsyth Cent. Region 5 - Team 4	5,0,3	Parkview 5,9,7	Parkview H
Parkview Region 7 - Team 1	0,1,4 H		



Campbell Region 2 - Team 3	0,2	Etowah 3,8	Etowah Position C
Etowah Region 4 - Team 2	13,13 H		
Shiloh Region 8 - Team 4	0,0	N. Gwinnett 0,4	N. Gwinnett H
N. Gwinnett Region 6 - Team 1	8,19 H		
Brookwood Region 7 - Team 3	2,10,4	S. Forsyth 2,3,4	PT Ridge Position G
S. Forsyth Region 5 - Team 2	10,2,9 H		
PT Ridge At Large	9,11	PT Ridge 8,1,5	PT Ridge H
Kennesaw Mtn. Region 3 - Team 1	0,3 H		

FIRST & SECOND ROUND INFORMATION: Higher-seeded team will host best-of-three format.