

PSR	School	Class	Record	WP	OWP	OOWP	PSR
15	Westover	AAA	23 - 2	0.912	0.55713	0.56802	0.68461
1	Sandy Creek	AAA	25 - 2	0.91852	0.5607	0.51143	0.67116
7	Baldwin	AAA	23 - 4	0.85556	0.56662	0.52522	0.65534
2	Cross Creek	AAA	23 - 5	0.81071	0.57346	0.51722	0.63963
3	Calhoun	AAA	21 - 2	0.9087	0.46322	0.49922	0.62995
4	Monroe	AAA	21 - 6	0.76667	0.55592	0.55427	0.62918
5	Cedar Grove	AAA	21 - 6	0.78519	0.55968	0.4956	0.61939
8	Long County	AAA	22 - 6	0.78571	0.52352	0.50785	0.61059
9	Troup County	AAA	21 - 7	0.74286	0.5467	0.50168	0.60185
16	Spalding	AAA	21 - 6	0.77778	0.49195	0.4952	0.59296
10	Heritage, Catoosa	AAA	17 - 8	0.672	0.57537	0.48729	0.58277
17	Harlem	AAA	19 - 9	0.67143	0.53515	0.51244	0.57603
18	Lumpkin County	AAA	23 - 4	0.85556	0.36091	0.47329	0.56776
19	Beach	AAA	18 - 10	0.62143	0.54447	0.51715	0.56321
20	Liberty County	AAA	15 - 8	0.63913	0.5065	0.52238	0.55769
11	Jefferson	AAA	18 - 7	0.712	0.46404	0.4831	0.55654
12	Douglass, Atlanta	AAA	17 - 7	0.69583	0.46662	0.47951	0.55071
13	Dougherty	AAA	13 - 13	0.48077	0.60947	0.54479	0.54502
21	Northwest Whitfield	AAA	17 - 9	0.64615	0.44514	0.49266	0.52975
22	Pickens	AAA	17 - 10	0.62222	0.46967	0.46641	0.52208
23	Westside, Augusta	AAA	13 - 9	0.60455	0.45654	0.50151	0.52183
24	Cherokee Bluff	AAA	16 - 11	0.57037	0.48525	0.49036	0.51658
25	LaFayette	AAA	17 - 11	0.59643	0.45975	0.48392	0.51484
26	Hephzibah	AAA	13 - 13	0.50769	0.52607	0.50868	0.51441
27	North Clayton	AAA	15 - 13	0.525	0.50051	0.48648	0.50487
28	Cairo	AAA	10 - 13	0.41304	0.56375	0.53761	0.50315
	Upson-Lee	AAA	13 - 13	0.48462	0.52037	0.49121	0.49911
29	Bainbridge	AAA	10 - 17	0.36667	0.587	0.52967	0.49268
	Jenkins	AAA	12 - 12	0.48333	0.48283	0.51155	0.49163
	Mary Persons	AAA	13 - 13	0.49231	0.48547	0.49786	0.49158
30	Luella	AAA	15 - 12	0.55556	0.44578	0.46593	0.49025
6	East Hall	AAA	12 - 15	0.44444	0.54199	0.48088	0.48951
31	Whitewater	AAA	14 - 15	0.46897	0.49948	0.49099	0.48626
	Peach County	AAA	10 - 16	0.36154	0.54144	0.53416	0.47629
14	Dawson County	AAA	15 - 13	0.53214	0.4212	0.47065	0.47487
	Islands	AAA	12 - 15	0.42222	0.48505	0.50999	0.47055
	Fayette County	AAA	11 - 15	0.41154	0.4941	0.50035	0.46709
	Johnson, Savannah	AAA	10 - 15	0.416	0.46485	0.51715	0.46345
32	Monroe Area	AAA	12 - 14	0.46154	0.41604	0.47529	0.44974
	Howard	AAA	9 - 15	0.3625	0.48942	0.50198	0.44877
	Groves	AAA	8 - 19	0.29259	0.52924	0.51717	0.44279
	North Hall	AAA	10 - 16	0.37692	0.4811	0.46891	0.44098
	Windsor Forest	AAA	6 - 14	0.3	0.50992	0.51725	0.43865

Stephenson	AAA	11 - 14	0.424	0.40537	0.47453	0.43264
Richmond Academy	AAA	9 - 16	0.356	0.4478	0.50252	0.43209
Gilmer	AAA	7 - 18	0.28	0.52061	0.48523	0.42578
LaGrange	AAA	10 - 16	0.36538	0.41505	0.50073	0.42337
Ridgeland	AAA	8 - 18	0.30769	0.41518	0.49056	0.40017
Adairsville	AAA	5 - 22	0.17407	0.51315	0.47942	0.38435
West Laurens	AAA	4 - 22	0.15	0.50445	0.50766	0.38136
Oconee County	AAA	6 - 20	0.23077	0.4487	0.47516	0.38037
Mt. Zion, Jonesboro	AAA	6 - 17	0.26087	0.41753	0.45276	0.37327
Southeast Bulloch	AAA	3 - 22	0.12	0.50049	0.49863	0.36676
Chestatee	AAA	6 - 20	0.22692	0.41546	0.45955	0.3627
Riverdale	AAA	5 - 20	0.192	0.42173	0.46517	0.35436
West Hall	AAA	5 - 21	0.19231	0.4148	0.46637	0.3524
White County	AAA	4 - 22	0.15385	0.45516	0.45923	0.35093
Stone Mountain	AAA	0 - 16	0	0.42672	0.45853	0.28691
Johnson, Gainesville	AAA	0 - 24	0	0.43168	0.43644	0.28202




PSR	School	Class	Record	WP	OWP	OOWP	PSR
1	Carver, Columbus	AA	20 - 2	0.90909	0.52337	0.49573	0.65008
6	KIPP Atlanta Collegiate	AA	21 - 5	0.8	0.55516	0.53823	0.63578
14	Lakeview-Ft. Oglethorpe	AA	20 - 5	0.804	0.55418	0.52304	0.63227
7	Columbia	AA	18 - 5	0.76087	0.59353	0.5134	0.62806
2	Butler	AA	21 - 4	0.84	0.50061	0.48941	0.61603
3	South Atlanta	AA	21 - 6	0.76296	0.54565	0.5067	0.61003
8	Murray County	AA	21 - 6	0.77407	0.52161	0.52121	0.60984
4	Crisp County	AA	24 - 3	0.88519	0.38808	0.50143	0.59608
9	Spencer	AA	20 - 5	0.8	0.47721	0.48974	0.59394
5	Morgan County	AA	22 - 6	0.78929	0.41821	0.47381	0.56476
15	Ringgold	AA	16 - 10	0.61538	0.53481	0.51175	0.55609
16	Therrell	AA	15 - 12	0.54815	0.56917	0.54238	0.55377
10	Burke County	AA	16 - 7	0.68261	0.47035	0.4986	0.55311
11	Franklin County	AA	17 - 10	0.62222	0.52702	0.49291	0.55011
17	Redan	AA	17 - 7	0.69583	0.4389	0.48587	0.54292
18	Salem	AA	15 - 10	0.576	0.52686	0.51182	0.53955
19	Sumter County	AA	15 - 13	0.53571	0.57234	0.48685	0.53388
20	Thomson	AA	15 - 8	0.64348	0.4198	0.48607	0.51797
21	North Murray	AA	15 - 14	0.52069	0.48323	0.51128	0.50475
22	Kendrick	AA	15 - 11	0.58077	0.45215	0.47195	0.50311
23	Shaw	AA	15 - 13	0.53929	0.47998	0.48786	0.5031
24	Hart County	AA	14 - 14	0.49643	0.51452	0.49371	0.50194
25	Carver, Atlanta	AA	12 - 13	0.476	0.49121	0.50674	0.49054
26	Union County	AA	10 - 16	0.38077	0.55553	0.51927	0.48349
27	Callaway	AA	12 - 12	0.49583	0.47729	0.45819	0.47805
28	Coahulla Creek	AA	11 - 16	0.40741	0.49148	0.52149	0.47106
	Miller Grove	AA	10 - 14	0.40417	0.50364	0.49681	0.46677
	Drew Charter School	AA	9 - 15	0.35417	0.50673	0.49712	0.45046
29	Appling County	AA	8 - 19	0.29259	0.54272	0.4708	0.4336
12	Tattnall County	AA	8 - 19	0.3	0.51569	0.48669	0.4315
	Sonorville	AA	7 - 20	0.25185	0.48952	0.50947	0.41232
13	Rutland	AA	10 - 19	0.34828	0.4444	0.44874	0.41206
30	Glenn Hills	AA	6 - 20	0.23462	0.53448	0.46669	0.4092
	Columbus	AA	8 - 20	0.27143	0.47624	0.48663	0.40767
	Josey	AA	6 - 14	0.29	0.46292	0.46944	0.40435
31	Pierce County	AA	7 - 18	0.276	0.45453	0.46441	0.39501
32	Jackson	AA	8 - 20	0.28571	0.42344	0.4507	0.38341
	Rockmart	AA	3 - 22	0.12	0.53289	0.51222	0.38218
	Washington	AA	3 - 16	0.15263	0.48761	0.52175	0.38061
	Laney	AA	4 - 18	0.19091	0.49271	0.46757	0.37954
	East Jackson	AA	4 - 22	0.14231	0.52998	0.47143	0.37673
	Stephens County	AA	4 - 22	0.15	0.47943	0.48766	0.3666
	Hapeville	AA	3 - 19	0.14091	0.44857	0.50748	0.35856
	Pike County	AA	6 - 17	0.25652	0.3785	0.45102	0.35757
	Westside, Macon	AA	4 - 22	0.15385	0.46164	0.45638	0.35233
	Hardaway	AA	2 - 23	0.08	0.42137	0.48435	0.32079
	Jordan	AA	1 - 23	0.04583	0.4452	0.46826	0.31234
	Cook	AA	1 - 22	0.03913	0.41246	0.48569	0.30377

Region Champion
Region Runner Up
Automatic Qualifier

PSR	School	Class	Record	WP	OWP	OOWP	PSR
1	Vidalia	A Division I	23 - 2	0.892	0.54997	0.53784	0.66604
2	Rabun County	A Division I	25 - 2	0.92593	0.51795	0.51464	0.65975
3	Fitzgerald	A Division I	22 - 4	0.84615	0.54989	0.48985	0.63557
4	Southwest	A Division I	24 - 4	0.84286	0.50838	0.51505	0.62745
5	Model	A Division I	20 - 4	0.8125	0.52987	0.50758	0.6221
6	Putnam County	A Division I	21 - 7	0.74286	0.61027	0.49066	0.62079
12	Washington County	A Division I	19 - 9	0.67857	0.63085	0.50421	0.60956
7	Fannin County	A Division I	23 - 4	0.85185	0.47147	0.4837	0.60827
8	Swainsboro	A Division I	19 - 7	0.71538	0.54963	0.51695	0.59784
9	Commerce	A Division I	21 - 6	0.76296	0.49352	0.50564	0.59146
13	East Laurens	A Division I	20 - 6	0.76538	0.48525	0.50812	0.59016
14	Dodge County	A Division I	17 - 8	0.66	0.57059	0.52957	0.58958
15	Heard County	A Division I	16 - 9	0.64	0.54334	0.48661	0.56015
16	Toombs County	A Division I	17 - 11	0.60357	0.54709	0.51576	0.55746
17	Jeff Davis	A Division I	18 - 9	0.66296	0.47972	0.49538	0.54855
18	Jefferson County	A Division I	14 - 11	0.556	0.53053	0.50333	0.53129
19	Dade County	A Division I	17 - 11	0.61071	0.50929	0.46072	0.53022
20	Bremen	A Division I	13 - 12	0.524	0.52477	0.48964	0.51396
21	Elbert County	A Division I	12 - 12	0.46667	0.51417	0.49231	0.49098
22	Jasper County	A Division I	11 - 13	0.44583	0.51041	0.49732	0.48388
23	Haralson County	A Division I	14 - 14	0.50714	0.43965	0.50773	0.4837
10	Thomasville	A Division I	12 - 14	0.45385	0.48273	0.511	0.48111
24	Social Circle	A Division I	14 - 13	0.51852	0.43856	0.48655	0.48095
25	Northeast	A Division I	12 - 14	0.46538	0.48101	0.4937	0.47934
26	Temple	A Division I	12 - 14	0.45769	0.48094	0.49891	0.47819
27	B.E.S.T Academy	A Division I	12 - 15	0.44815	0.46768	0.50295	0.47143
28	Brantley County	A Division I	12 - 15	0.44444	0.48017	0.48777	0.46994
29	Woodville-Tompkins	A Division I	9 - 18	0.32963	0.55101	0.53553	0.46888
30	ACE Charter	A Division I	12 - 15	0.45926	0.46471	0.47699	0.46649
	Bleckley County	A Division I	10 - 16	0.39615	0.48638	0.50048	0.45902
31	Chattooga	A Division I	12 - 16	0.425	0.47417	0.47493	0.45719
	Central, Macon	A Division I	11 - 15	0.40769	0.46231	0.49621	0.45336
	Lamar County	A Division I	11 - 14	0.444	0.43861	0.47929	0.4527
32	Banks County	A Division I	12 - 16	0.41071	0.45623	0.4956	0.45211
	Towers	A Division I	8 - 16	0.3375	0.53759	0.48468	0.45169
	Bacon County	A Division I	11 - 16	0.3963	0.43629	0.48414	0.43665
11	Dublin	A Division I	8 - 21	0.26897	0.54493	0.4951	0.4334
	Worth County	A Division I	7 - 17	0.28333	0.54113	0.47598	0.43136
	Gordon Central	A Division I	11 - 15	0.43077	0.37231	0.47072	0.4223
	Coosa	A Division I	9 - 16	0.356	0.42353	0.4751	0.41537
	Berrien	A Division I	8 - 19	0.28889	0.44471	0.48245	0.4015
	Gordon Lee	A Division I	6 - 20	0.22692	0.44307	0.45724	0.37166
	Utopian Academy	A Division I	6 - 18	0.24583	0.40265	0.45113	0.36231
	McNair	A Division I	4 - 21	0.164	0.44086	0.46562	0.35139
	Oglethorpe County	A Division I	2 - 22	0.08333	0.50535	0.48368	0.35114
	Pepperell	A Division I	2 - 23	0.076	0.51309	0.4735	0.34823
	Armuchee	A Division I	1 - 24	0.044	0.5242	0.45856	0.33644

	Region Champion
	Region Runner Up
	Automatic Qualifier

PSR	School	Class	Record	WP	OWP	OOWP	PSR
1	Darlington	A Division I	25 - 2	0.91852	0.58617	0.51404	0.68085
2	Holy Innocents	AA	22 - 3	0.864	0.61433	0.53622	0.67829
3	North Cobb Christian	AA	24 - 3	0.88889	0.59172	0.5234	0.67523
4	Mount Vernon	A Division I	25 - 3	0.88571	0.56324	0.51235	0.66084
5	Greenforest Christian	A Division I	23 - 5	0.83214	0.61868	0.50772	0.66011
11	Walker	A Division I	22 - 5	0.8037	0.58265	0.51917	0.64098
6	Hebron Christian	AA	22 - 4	0.85385	0.52085	0.52106	0.63747
7	Christian Heritage	A Division I	21 - 2	0.9	0.48157	0.47549	0.6262
8	Calvary Day School	AAA	21 - 7	0.725	0.56833	0.5245	0.61002
12	Mt. Bethel Christian	A Division I	20 - 6	0.76923	0.50079	0.49804	0.59392
13	Savannah Christian	A Division I	17 - 8	0.664	0.50987	0.53841	0.57237
14	Savannah Country Day	A Division I	15 - 11	0.58077	0.59247	0.52566	0.56833
15	Southwest Atlanta Christian	A Division I	21 - 7	0.73571	0.42349	0.49688	0.55478
16	St. Francis	A Division I	17 - 10	0.62222	0.52401	0.50936	0.55399
17	Prince Avenue Christian	AA	19 - 9	0.68214	0.45353	0.50972	0.55041
18	Kings Ridge	A Division I	18 - 9	0.67778	0.42752	0.4973	0.53604
10	Paideia	A Division I	15 - 13	0.53571	0.55553	0.50896	0.53463
9	Greater Atlanta Christian	AAA	16 - 11	0.58889	0.5284	0.47399	0.53325
19	Lovett	AA	15 - 13	0.525	0.53909	0.5251	0.52996
20	Whitefield Academy	A Division I	16 - 10	0.60769	0.4648	0.50191	0.52594
21	Mt. Paran Christian	A Division I	15 - 13	0.52857	0.52906	0.49605	0.51899
22	Athens Academy	A Division I	15 - 11	0.57308	0.48681	0.48783	0.51731
23	Providence Christian	A Division I	12 - 13	0.488	0.54618	0.50743	0.51419
24	W. D. Mohammed	A Division I	13 - 10	0.55217	0.40445	0.47879	0.47846
25	Wesleyan	A Division I	9 - 18	0.34074	0.49078	0.49587	0.43979
26	Fellowship Christian	A Division I	12 - 16	0.41071	0.42095	0.48441	0.4364
27	Mt. Pisgah Christian	A Division I	8 - 18	0.3	0.48618	0.48832	0.42166
28	Atlanta International	A Division I	8 - 18	0.31923	0.43446	0.47272	0.40561
29	Landmark Christian	A Division I	6 - 19	0.24	0.47389	0.48813	0.3963
30	Trinity Christian	AAA	4 - 22	0.16154	0.50349	0.50306	0.38368
31	Weber School	A Division I	5 - 22	0.17778	0.46295	0.48034	0.36835
32	Aquinas	AAA	4 - 21	0.156	0.44925	0.47034	0.35294
	Galloway	A Division I	1 - 24	0.04	0.50072	0.49842	0.33878

	Region Champion
	Region Runner Up
	Automatic Qualifier