




PSR	School	Class	Record	WP	OWP	OOWP	PSR
1	Monroe	AAA	24 - 3	0.9037	0.55444	0.51369	0.66446
2	Heritage, Catoosa	AAA	23 - 4	0.84815	0.5685	0.54699	0.65993
9	Ridgeland	AAA	23 - 4	0.85185	0.55237	0.53643	0.65241
10	Oconee County	AAA	24 - 3	0.9	0.51378	0.50181	0.64536
3	Jenkins	AAA	23 - 4	0.85556	0.51465	0.49424	0.62785
4	Sandy Creek	AAA	21 - 6	0.76667	0.57721	0.5164	0.62527
5	Luella	AAA	23 - 4	0.85185	0.5214	0.47226	0.62232
16	Gilmer	AAA	16 - 10	0.61538	0.62239	0.54016	0.59527
11	Troup County	AAA	22 - 6	0.77857	0.48769	0.49982	0.59314
6	Pickens	AAA	19 - 9	0.66429	0.56533	0.51613	0.58521
17	White County	AAA	19 - 8	0.69259	0.53816	0.50578	0.5825
12	Stephenson	AAA	19 - 5	0.78333	0.46951	0.46786	0.57886
7	Baldwin	AAA	17 - 10	0.63333	0.58305	0.48076	0.56997
8	Cherokee Bluff	AAA	17 - 10	0.62222	0.5883	0.48593	0.56947
13	Cross Creek	AAA	19 - 6	0.764	0.43629	0.48685	0.56616
18	Northwest Whitfield	AAA	16 - 11	0.6037	0.53379	0.54123	0.5605
14	Liberty County	AAA	15 - 8	0.64348	0.53161	0.49317	0.55923
19	Lumpkin County	AAA	17 - 9	0.65769	0.47639	0.51188	0.55049
20	Groves	AAA	18 - 9	0.65556	0.47957	0.49166	0.5448
21	Jefferson	AAA	18 - 9	0.64815	0.46093	0.49894	0.53786
22	North Hall	AAA	15 - 12	0.54815	0.54057	0.51151	0.5345
23	Long County	AAA	15 - 11	0.57692	0.51217	0.49129	0.52857
24	Hephzibah	AAA	16 - 9	0.644	0.45016	0.48321	0.52792
25	LaFayette	AAA	16 - 11	0.58519	0.45971	0.53724	0.52689
26	Cedar Grove	AAA	15 - 9	0.625	0.44041	0.46498	0.51238
27	Upson-Lee	AAA	15 - 14	0.50345	0.5376	0.4841	0.5096
	Adairsville	AAA	11 - 15	0.41923	0.57129	0.53096	0.50597
	Dawson County	AAA	13 - 13	0.48846	0.51338	0.50842	0.50317
15	Westover	AAA	10 - 14	0.40833	0.56305	0.531	0.49929
	Mary Persons	AAA	16 - 10	0.61154	0.37349	0.50485	0.49622
	Chestatee	AAA	12 - 14	0.45385	0.5219	0.50621	0.49338
	Beach	AAA	11 - 13	0.45833	0.50467	0.49926	0.48683
28	West Laurens	AAA	13 - 14	0.48148	0.49163	0.4626	0.47937
	Johnson, Savannah	AAA	11 - 10	0.53333	0.41373	0.4878	0.47782
	Cairo	AAA	10 - 13	0.43478	0.49491	0.50525	0.47697
29	Bainbridge	AAA	13 - 14	0.47778	0.39638	0.52425	0.46323
	Windsor Forest	AAA	8 - 11	0.42105	0.4855	0.48346	0.46234
	LaGrange	AAA	11 - 15	0.41154	0.44061	0.49163	0.44574
	Harlem	AAA	11 - 13	0.44583	0.41424	0.46817	0.44147
	North Clayton	AAA	9 - 16	0.364	0.46536	0.46426	0.42956
30	Douglass, Atlanta	AAA	9 - 14	0.37391	0.45934	0.45699	0.42874
31	Dougherty	AAA	7 - 19	0.26154	0.50719	0.51268	0.42286
	Whitewater	AAA	8 - 19	0.28889	0.49455	0.48389	0.41937

	Richmond Academy	AAA	7 - 17	0.28333	0.50342	0.46587	0.41513
32	East Hall	AAA	8 - 21	0.27586	0.48254	0.48975	0.41237
	Spalding	AAA	7 - 19	0.27308	0.46067	0.49459	0.40519
	Calhoun	AAA	3 - 22	0.124	0.57058	0.51173	0.39662
	Howard	AAA	6 - 18	0.25	0.41413	0.47564	0.37514
	Riverdale	AAA	6 - 18	0.25417	0.4213	0.45995	0.37441
	Peach County	AAA	3 - 20	0.12609	0.4868	0.4935	0.36256
	Mt. Zion, Jonesboro	AAA	6 - 19	0.24	0.38213	0.43968	0.34965
	Westside, Augusta	AAA	2 - 20	0.1	0.47622	0.4848	0.34712
	West Hall	AAA	5 - 21	0.19231	0.38952	0.46424	0.34291
	Monroe Area	AAA	5 - 21	0.18462	0.37899	0.47189	0.33884
	Southeast Bulloch	AAA	2 - 20	0.1	0.41418	0.50021	0.33002
	Fayette County	AAA	0 - 26	0	0.52957	0.4805	0.3295
	Stone Mountain	AAA	0 - 16	0	0.46482	0.45303	0.2986
	Johnson, Gainesville	AAA	0 - 26	0	0.40066	0.47674	0.28325
	Islands	AAA	0 - 23	0	0.37089	0.4706	0.27099

PSR	School	Class	Record	WP	OWP	OOWP	PSR
1	Josey	AA	22 - 3	0.872	0.5931	0.55301	0.67869
2	Murray County	AA	22 - 4	0.83846	0.61031	0.53204	0.66668
7	Thomson	AA	21 - 4	0.836	0.59823	0.52866	0.66058
3	Columbia	AA	19 - 6	0.74	0.61971	0.48977	0.62283
15	Laney	AA	19 - 6	0.752	0.5327	0.52826	0.60813
8	Westside, Macon	AA	22 - 5	0.8037	0.48504	0.49474	0.59948
9	Hart County	AA	18 - 9	0.65556	0.59477	0.53414	0.59786
10	Union County	AA	18 - 9	0.67407	0.56872	0.53448	0.59531
4	Morgan County	AA	20 - 7	0.72963	0.54632	0.494	0.59478
16	Sonorville	AA	19 - 7	0.72692	0.51214	0.53068	0.59287
5	Hardaway	AA	19 - 8	0.7037	0.51594	0.47969	0.57079
6	Appling County	AA	17 - 10	0.63333	0.54472	0.51442	0.56665
17	Ringgold	AA	16 - 12	0.57857	0.56079	0.53521	0.55934
11	Tattnall County	AA	15 - 9	0.63333	0.52058	0.50961	0.55675
18	Sumter County	AA	19 - 7	0.73462	0.42216	0.49133	0.55228
19	Therrell	AA	17 - 4	0.80952	0.3643	0.46898	0.55153
12	Carver, Columbus	AA	15 - 11	0.57308	0.56621	0.48426	0.54403
20	Coahulla Creek	AA	15 - 12	0.57407	0.52453	0.52351	0.54156
13	KIPP Atlanta Collegiate	AA	15 - 12	0.55556	0.54412	0.48335	0.5299
21	Callaway	AA	14 - 10	0.57083	0.49049	0.48498	0.51695
22	Drew Charter School	AA	15 - 9	0.61667	0.42426	0.47431	0.50661
23	Miller Grove	AA	10 - 9	0.53158	0.5085	0.46275	0.50286
24	North Murray	AA	16 - 13	0.53103	0.43872	0.5097	0.49232
25	Shaw	AA	14 - 13	0.52222	0.47332	0.46555	0.48811
	Burke County	AA	8 - 12	0.405	0.52554	0.53791	0.48706
14	Salem	AA	15 - 13	0.525	0.43924	0.4908	0.48472
26	South Atlanta	AA	15 - 10	0.592	0.39475	0.45658	0.48233
27	Coretta Scott King Academy	AA	12 - 12	0.51667	0.45315	0.45856	0.477
28	Butler	AA	6 - 13	0.32632	0.54883	0.53702	0.46741
29	Franklin County	AA	10 - 18	0.35	0.52429	0.51831	0.46149
	Spencer	AA	13 - 14	0.48148	0.43238	0.46993	0.46083
30	Crisp County	AA	11 - 16	0.4037	0.45065	0.49246	0.44677
	Pike County	AA	9 - 14	0.39565	0.45317	0.46514	0.43663
	Stephens County	AA	9 - 17	0.33846	0.47056	0.51015	0.43621
31	Pierce County	AA	8 - 17	0.312	0.47014	0.50496	0.42524
	Rockmart	AA	7 - 20	0.26296	0.48617	0.51265	0.416
	Glenn Hills	AA	2 - 14	0.125	0.56139	0.54692	0.40432
	Columbus	AA	8 - 18	0.29615	0.44537	0.4736	0.40161
32	Rutland	AA	8 - 20	0.28214	0.42681	0.4738	0.39027
	East Jackson	AA	5 - 21	0.2	0.45854	0.49568	0.37919
	Lakeview-Ft. Oglethorpe	AA	3 - 23	0.11154	0.52114	0.51004	0.37445
	Hapeville	AA	3 - 14	0.17059	0.45028	0.46085	0.35557
	Cook	AA	3 - 21	0.1125	0.49049	0.47975	0.35498
	Carver, Atlanta	AA	6 - 20	0.22308	0.3876	0.46304	0.35265
	Redan	AA	4 - 19	0.16087	0.45975	0.449	0.35191
	Jackson	AA	3 - 23	0.11154	0.45565	0.46458	0.33789
	Kendrick	AA	2 - 23	0.08	0.42214	0.46015	0.3138
	Washington	AA	1 - 19	0.05	0.44193	0.45336	0.30819
	Jordan	AA	2 - 23	0.072	0.41259	0.46018	0.30766

	Region Champion
	Region Runner Up
	Automatic Qualifier

PSR	School	Class	Record	WP	OWP	OOWP	PSR
1	Bremen	A Division I	24 - 2	0.92692	0.61116	0.50582	0.69008
6	Bacon County	A Division I	24 - 2	0.93462	0.5298	0.51524	0.66712
2	Thomasville	A Division I	22 - 3	0.872	0.56084	0.52102	0.6578
7	Rabun County	A Division I	22 - 5	0.82222	0.58297	0.54406	0.65504
8	Putnam County	A Division I	18 - 2	0.885	0.56051	0.4878	0.65227
9	Fannin County	A Division I	24 - 3	0.89259	0.52812	0.50113	0.64759
3	East Laurens	A Division I	24 - 4	0.86071	0.50383	0.51179	0.63113
12	Elbert County	A Division I	18 - 8	0.67692	0.62252	0.53257	0.61457
13	Washington County	A Division I	20 - 6	0.77692	0.5304	0.5153	0.61215
14	Brantley County	A Division I	20 - 7	0.72963	0.55046	0.51867	0.60363
4	Vidalia	A Division I	20 - 6	0.76923	0.53057	0.49538	0.60354
15	Fitzgerald	A Division I	19 - 9	0.68571	0.58388	0.5091	0.59709
16	Heard County	A Division I	17 - 8	0.676	0.55059	0.51578	0.58404
5	Lamar County	A Division I	23 - 5	0.78571	0.45547	0.49647	0.58335
17	Swainsboro	A Division I	21 - 5	0.8	0.43108	0.50083	0.58113
10	Model	A Division I	17 - 9	0.64231	0.55995	0.51582	0.57554
18	Temple	A Division I	18 - 9	0.65926	0.53792	0.49878	0.56864
19	Central, Macon	A Division I	15 - 11	0.57308	0.59584	0.49584	0.55787
20	Commerce	A Division I	18 - 8	0.67692	0.44852	0.51416	0.54815
21	ACE Charter	A Division I	18 - 8	0.70769	0.44029	0.48754	0.54805
11	Northeast	A Division I	17 - 11	0.6	0.53433	0.49343	0.54505
22	Banks County	A Division I	14 - 12	0.52308	0.56618	0.52782	0.53959
23	Bleckley County	A Division I	16 - 10	0.60385	0.50489	0.4994	0.53788
24	Pepperell	A Division I	15 - 11	0.56538	0.49902	0.48888	0.5192
25	Chattooga	A Division I	15 - 13	0.53571	0.50313	0.48853	0.51016
26	Armuchee	A Division I	15 - 11	0.57308	0.41784	0.48568	0.49252
27	Dublin	A Division I	13 - 14	0.48519	0.45377	0.50223	0.47931
28	Gordon Lee	A Division I	12 - 14	0.45	0.49244	0.48	0.47385
29	Southwest	A Division I	9 - 13	0.40455	0.49015	0.50336	0.46415
	Woodville-Tompkins	A Division I	9 - 15	0.3875	0.49978	0.49257	0.45832
	Dodge County	A Division I	7 - 18	0.272	0.58531	0.50905	0.45278
	Worth County	A Division I	9 - 17	0.33846	0.49947	0.52387	0.45043
	Oglethorpe County	A Division I	7 - 16	0.3	0.50621	0.52157	0.43864
30	Dade County	A Division I	9 - 20	0.31034	0.50523	0.48118	0.4298
	Toombs County	A Division I	8 - 18	0.30769	0.46696	0.4853	0.41672
	Jeff Davis	A Division I	6 - 21	0.22593	0.51754	0.5104	0.41334
31	Social Circle	A Division I	9 - 17	0.31923	0.40192	0.46259	0.39118
32	Jasper County	A Division I	6 - 17	0.25652	0.45495	0.47267	0.39081
	Towers	A Division I	5 - 16	0.2381	0.47048	0.44379	0.38115
	Berrien	A Division I	5 - 21	0.18846	0.45696	0.50657	0.37787
	Haralson County	A Division I	5 - 21	0.18846	0.47337	0.48592	0.37742
	McNair	A Division I	5 - 12	0.28824	0.35653	0.42845	0.35421
	Coosa	A Division I	4 - 21	0.16	0.42433	0.4745	0.34687
	Jefferson County	A Division I	0 - 20	0	0.55657	0.47532	0.3374
	Utopian Academy	A Division I	2 - 20	0.09091	0.44096	0.40325	0.30714
	Gordon Central	A Division I	0 - 26	0	0.40352	0.45944	0.27906

	Region Champion
	Region Runner Up
	Automatic Qualifier

PSR	School	Class	Record	WP	OWP	OOWP	PSR
1	Hebron Christian	AA	26 - 1	0.95926	0.59128	0.52974	0.70161
2	Athens Academy	A Division I	22 - 4	0.84231	0.60455	0.52426	0.66368
3	Holy Innocents	AA	21 - 6	0.77407	0.64289	0.51662	0.65092
4	St. Francis	A Division I	24 - 4	0.83929	0.56759	0.50036	0.64252
6	Galloway	A Division I	22 - 6	0.80357	0.56765	0.49032	0.62703
9	Whitefield Academy	A Division I	22 - 4	0.84231	0.49758	0.49759	0.61824
7	Greater Atlanta Christian	AAA	20 - 8	0.725	0.54472	0.51264	0.59819
10	Mt. Paran Christian	A Division I	17 - 8	0.676	0.52995	0.49521	0.57064
5	Christian Heritage	A Division I	18 - 7	0.708	0.4795	0.4888	0.56227
11	Trinity Christian	AAA	18 - 11	0.61379	0.52276	0.49793	0.54718
8	Savannah Country Day	A Division I	17 - 11	0.60357	0.52146	0.48731	0.53995
12	Kings Ridge	A Division I	13 - 7	0.64	0.4815	0.48241	0.53725
13	Providence Christian	A Division I	13 - 13	0.48462	0.55161	0.52665	0.52068
14	Lovett	AA	13 - 10	0.56522	0.47623	0.47067	0.50571
15	Fellowship Christian	A Division I	17 - 11	0.59643	0.43018	0.4741	0.50154
16	Prince Avenue Christian	AA	12 - 13	0.476	0.50634	0.52127	0.5002
17	Wesleyan	A Division I	10 - 12	0.45	0.54188	0.48682	0.49321
18	St. Vincents Academy	A Division I	13 - 13	0.50385	0.47674	0.47923	0.48698
19	North Cobb Christian	AA	10 - 15	0.404	0.52409	0.51672	0.47985
20	Atlanta International	A Division I	11 - 11	0.51364	0.42033	0.46609	0.46672
21	Paideia	A Division I	11 - 13	0.4375	0.46294	0.48427	0.46044
22	Landmark Christian	A Division I	11 - 16	0.4	0.49263	0.48133	0.45682
23	Mt. Bethel Christian	A Division I	13 - 13	0.48462	0.40869	0.47786	0.45602
24	Walker	A Division I	11 - 11	0.48182	0.41096	0.46153	0.45094
25	Calvary Day School	AAA	4 - 19	0.16957	0.48477	0.49239	0.37674
26	Weber School	A Division I	4 - 20	0.17083	0.49129	0.46892	0.37242
27	Savannah Christian	A Division I	5 - 21	0.19231	0.43796	0.47699	0.3637
28	Aquinas	AAA	6 - 20	0.23077	0.42244	0.44297	0.36151
29	Mount Vernon	A Division I	1 - 19	0.055	0.46193	0.46951	0.32178

	Region Champion
	Region Runner Up
	Automatic Qualifier