The background of the image is a dark, moody photograph of a stage. On the right side, a large, vintage-style stage light fixture is visible, with a bright white light emanating from its lens. The light fixture is made of metal and has a complex, industrial design. The overall atmosphere is dramatic and artistic, typical of a theater setting.

PERRY
HIGH SCHOOL
THEATRE
DEPARTMENT

Perry High School
1307 North Ave
Perry, GA 31069

✓ The stage has a rounded apron with a crimson main drape that closes from the sides. The pulley is on stage left.

✓ Acting space on the apron is 16'0" at center, down to 12'0" at the sides.




FRONT OF
CURTAIN

- ✓ There are numbers every 2'0" marking the edge of the stage.
- ✓ There is a center line marked in masking tape.
- ✓ 16'0" from Grand Drape to downstage edge at center.
- ✓ 12'0" from Grand Drape to downstage edge at the sides.




APRON

- ✓ The acting space from Go Line Stage Left to Go Line Stage Right is 36'6".
- ✓ The Grand Drape may be opened to 40'0".
- ✓ There is a mid-stage traveler.
- ✓ There is a leg between the Grand Drape and the mid-stage traveler.




SIDE TO SIDE

- ✓ 34'6" from Upstage Go Line to the downstage edge of the stage.
- ✓ 28'6" from the Midstage Go Line to the downstage edge of the stage.



PLAYING SPACE

- ✓ There is a 5'0" wide space behind the back traveler



ON STAGE CROSSOVER

- ✓ There is an additional crossover backstage.
- ✓ This area will also be used to hold set for the following production.



**BACKSTAGE
CROSSOVER**

- ✓ Our stage will accommodate set pieces up to 11'3" tall.
- ✓ Anything about this height will risk hitting objects on the batons.



STAGE HEIGHT

- ✓ 16'0" from Go Line to Stage Wall
- ✓ 7'6" from the edge of the curtain to the Stage Wall
- ✓ Pulleys are located Stage Left.



STAGE WINGS

- ✓ Sound effects may be played through a CD player or a Stereo 3.5 mm jack.
- ✓ If you plan to use microphones, please bring your own portable system.
- ✓ You may not plug into the house system.



SOUND

- ✓ We have an Innovator Lighting Console.
- ✓ Stage lighting will be set into 9 zones – DR, D, DL, R, C, L.
- ✓ There will also be a downstage, mid stage, and full wash.
- ✓ There is NO Cyclorama.
- ✓ You may not program cues into the board.
- ✓ There are two Spotlights located in the audience.



LIGHTING

- ✓ There are two identical Loading doors leading to the stage.
- ✓ 10'0" width
- ✓ 11'6" height
- ✓ The door is elevated 4'0" from the ground



LOADING DIMENSIONS

- ✓ There is NO communication system from the booth to the Spot Lights or backstage.
- ✓ The Stage is painted black.
- ✓ You may choose either the rear or mid-stage Go Line. You may not use the area behind the line you choose as Playing Space.
- ✓ You will be assigned a classroom for the duration of the day.
- ✓ The multipurpose building (located next to the theatre) will be used as dressing areas. Each school will have access to this space one hour prior to performing.
- ✓ This area is the size of a half gym and has boys and girls dressing and restrooms. Mirrors are in the restrooms only, please plan accordingly.
- ✓ There is not a covered walkway to the Theatre. Please make appropriate plans in the event of inclement weather.
- ✓ Please remove all items from this area when you move over to the theatre.



Stairs leading in the Audience are located at the far left and right of stage

Perry High School Theatre

