

WRHS

PERFORMING ARTS CENTER

Warner Robins High School
401 South Davis Drive
Warner Robins, GA 31088



FACILITIES



- The house seats 392 with a slight rake.
- The light & sound booth is located in the rear of the house.
- The stage is raised about 4' 6".


FRONT OF CURTAIN

- The stage has a rounded apron with a crimson main drape that closes from the sides. The pulley is on stage right.
- Acting space on the apron is 11' 7" feet at center, down to about 9' 6" feet at the sides.




NUMBER LINE

- There are numbers painted on the edge of the stage in two foot increments starting at center. This is to help with staging and placement.



SIDE TO SIDE



- The acting area behind the curtain is 33 feet from the stage right 'go line' to stage left 'go line'.
- The plaster line is 40 feet.
- There is NOT midstage traveler.

BEHIND THE CURTAIN LINE



- 14' 9" from the main drape to the rear black curtain.
- 24' 9" from the main drape to the back wall.

TOTAL DEPTH



- 26'4" feet total from rear curtain to front edge of the apron.
- 36'4" feet total from the back wall to the front edge of the apron.

REAR OF STAGE

- The rear of stage has a black curtain that closes by hand. There is NOT a rope and pulley system.
- Behind the rear curtain there is 10 feet to the back wall.




SIDE CURTAINS



- There is one leg on each side. They are in the shape of a 'L'

THE WINGS

- The stage right and left wings are 7 feet from the 'go line' to the side wall.



SET HEIGHT



- Our stage will accommodate a set up to 11' 10" tall.
- Anything above that will risk hitting objects on the batons, lighting bars, and curtains.

CROSSOVER



- There is a 9 foot wide space behind the rear black curtain/‘go line’ to the backwall.

LOAD IN/OUT MAXIMUM DIMENSIONS

- There are three loading doors between the outside and the stage.
- 8' 4" width max
- 7' 9" height max
- Any set piece outside this range **WILL NOT** fit through the loading doors.



SOUND

- Sound effects may be played through our five disc CD changer or a Stereo 3.5 mm jack. I encourage you to bring your own CD player or laptop with your sounds and music already set.
- If you plan to use microphones, please bring your own portable system.
- We will help where we can. I will have staff assigned to the light booth throughout the day to help you with your needs.

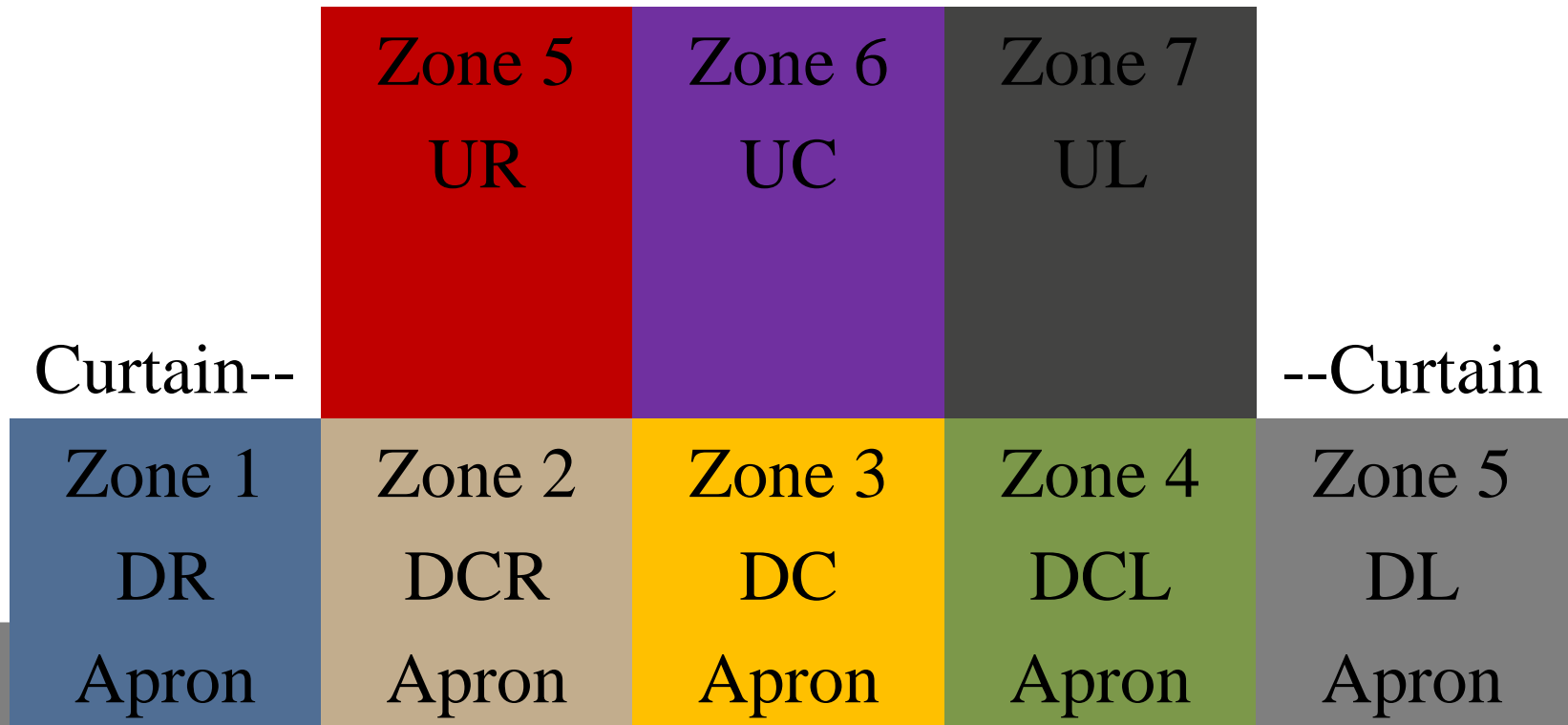


LIGHTING

- We have a ETC Element lighting console.
- Stage lighting will be set up into 7 preset zones.
- There will be a general wash preset.
- A spotlight is available and can be run from the control booth. If would like to bring you own, please contact me.



LIGHTING ZONES



PRE-SHOW PREP



- The cafeteria can be used as a warm up or holding room at any time of the day.
- There will not be mirrors in the cafeteria so please plan accordingly.
- Schools will have access to pre assigned dressing rooms one hour before your show.

GO LINES

- The stage is painted black.
- Sets can be lined up at the edge of the go lines before the timer starts.
- There will be a go line on the rear black curtain line. If you choose to use the area behind the black curtain, you must use the second go line taped at the loading door.
- Please be aware that per GHSA rules if you use this rear area as a load in area you cannot use it as an acting area.

THEATRE GROUND PLAN

