

GHSA STATE ONE ACT PLAY SITE WARNER ROBINS HIGH SCHOOL

Warner Robins High School
401 South Davis Drive
Warner Robins, GA 31088



FACILITIES



- The house seats 390 with a slight rake.
- The light & sound booth is located in the rear of the house.
- The stage is raised to 4' 6" with two staircases on either side.

FRONT OF CURTAIN

- The stage has a rounded apron with a crimson main drape that closes from the sides. The pulley is on stage left.
- Acting space on the apron is 13' feet at center, down to about 9' 6" feet at the sides.



NUMBER LINE

- There are numbers painted on the edge of the stage in two feet increments starting at center. This is to help with staging and placement.
- There will be a line of tape to mark center.



SIDE TO SIDE



- The acting area behind the curtain is 32' from the stage right 'go line' to stage left 'go line'.
- The plaster line is 40'.

DEPTH OF STAGE



- The midstage 'go line' and traveler are at 26' from the edge of the apron.
- The rear 'go line' and traveler are at 31' from the edge of the apron.
- Back wall is 36' from the edge of the apron, which leaves a 5' crossover if using the rear 'go line.'

LEGS



- With the midstage traveler opened, there are 3 legs on either side:
 - Leg 1 is 4'
 - Leg 2 is 6'
 - Leg 3 (midstage traveler opened) is 4'
- Leg 4 is 4' (if using the stage 'go line.'

STAGE LEFT WING

- The stage left wing is 8' from the 'go line' to the side wall.
- There is a space off stage left behind a door you are able to use.




STAGE RIGHT WING

- The stage right wing is 8' from the 'go line' to the side wall.
- There is also 6' extra further off stage. *Please see the map.* There is a light ramp leading to this area.




SET HEIGHT



- Our stage will accommodate a set up to 10' 8" tall.
- Anything above that will risk hitting objects on the batons, lighting bars, and curtains.

CROSSOVER



- If using the midstage 'go line,' there will be a 10' crossover.
- If using the rear 'go line,' there will be a 5' crossover.

LOAD IN/OUT MAX DIMENSIONS

- There are three loading doors between the outside and the stage.
- 8' 4" width max
- 7' 9" height max
- Any set piece outside this range **WILL NOT** fit through the loading doors.



SOUND

- Sound effects may be played through a Stereo 3.5 mm jack. I encourage you to bring your own CD player or laptop with your sounds and music already set.
- If you plan to use microphones, please bring your own portable system.
- We will help where we can. I will have staff assigned to the booth throughout the day to help you with your needs.

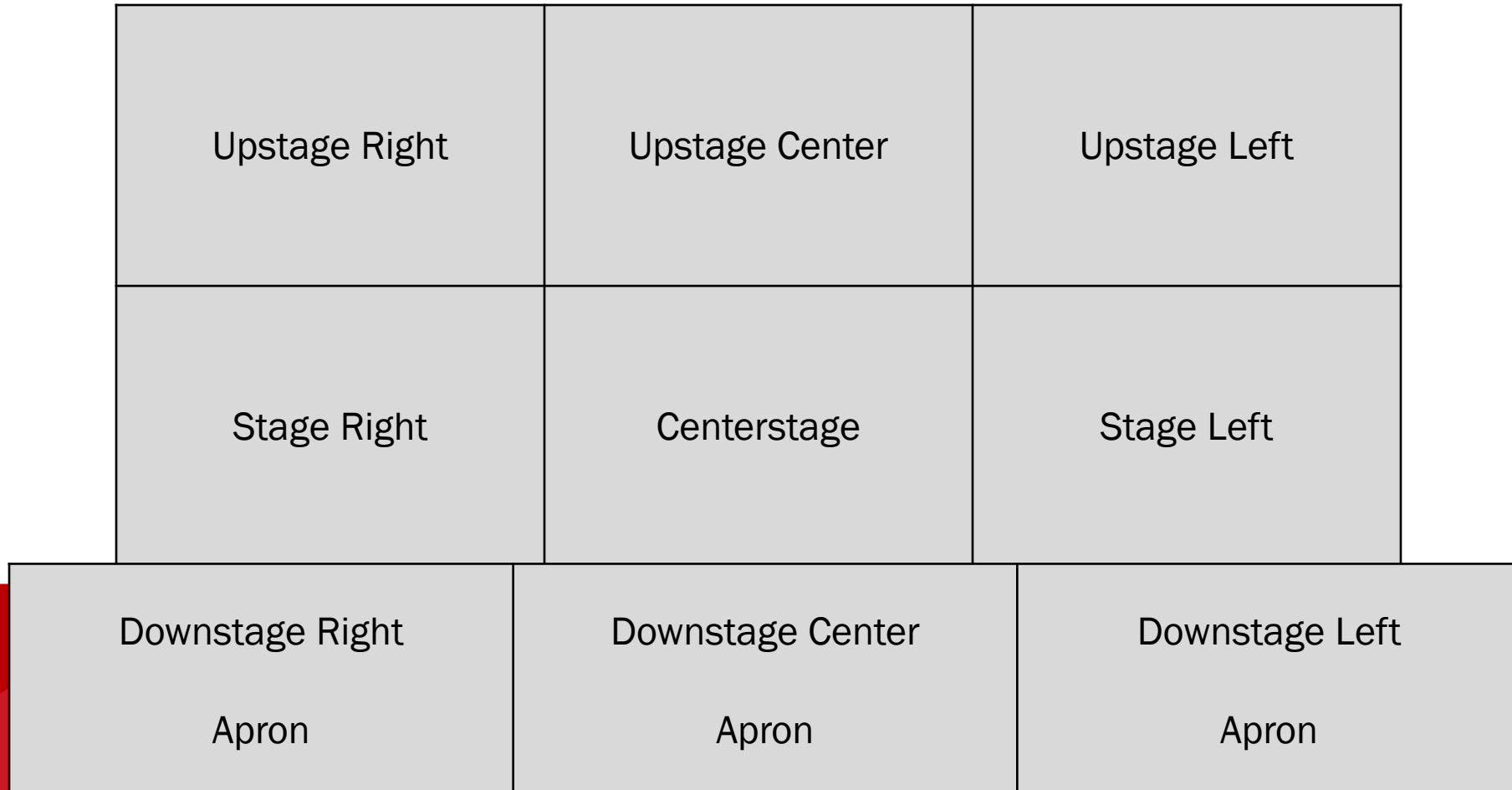


LIGHTING

- We have a ETC Element 2 lighting console.
- Stage lighting will be set up into 9 preset zones.
- There will be a general wash preset.
- Two spotlights are available. One is in the booth and the other is just outside of it.



LIGHTING ZONES



PRE-SHOW PREP

- Your school will be assigned one dressing room. Please see the schedule in the Director's Letter.
- Before your assigned dressing room time, you can use the cafeteria and restrooms throughout the building to get ready earlier.



GO LINES

- The stage is painted black.
- Sets can be lined up at the edge of the go lines before the timer starts.
- There will be a 'go line' at the midstage traveler. If you choose to use the area behind the midstage traveler as an acting space, you will need to use rear 'go line.'

[illegible]

